



ESCORTS MUTUAL FUND

Fact Sheet

July 2009

Debt Market Update:

The global financial and economic outlook continues to remain unsettled and uncertain. In their latest assessment the major national/international agencies have projected sharp contraction in India's growth rate. The Governments and central bank globally have responded to the ongoing global financial crisis by initiating several large, aggressive and unconventional measures. The fiscal deficit of central government at 6.8% is a matter of great concern. It is widely recommended that the government should reduce fiscal deficit by auctioning 3G license and through other disinvestment initiatives. This could bring the deficit to reasonable level of 6.3-6.5 per cent mark. Industrial output unexpectedly expanded in April for the first time in three months. The industrial output surged 1.4% during April 2009 as compared to a fall of (0.75%) in March 2009.

Headline inflation, as measured by the wholesale price index (WPI), stayed in negative territory for the second consecutive week at (-1.14%) for the week ended June 13, from previous month level of 0.57 per cent, negative inflation is attributed to base effect. The yield on 10-year GOI 2019 benchmark bond touched to 7.01% from previous month level of 6.73%. There is little bit pressure on yield of long dated paper due to supply concern while no pressure is seen on money market segment. Ample liquidity in the system is available with call money rates moving around 3.00 level mark. Much will depend on government's move towards reducing the fiscal deficit.

Equity Market Update

Overview: The BSE Sensex closed at 14493, down 131.4 points (-0.90%), Nifty was at 4291, down 157.8 points (-3.55%). The Mid-cap index was up +0.39%, while Small-cap index ended lower at -4.12%. BSE IT (+9.66%), BSE FMCG (+7.92%), BSE CD (+7.26%), CG (+7.35%) outperformed Benchmark SENSEX & NIFTY. While Realty (-16.04%), Oil & Gas (-9.88%) & FMCG (+0.08%) underperformed. FIIs continued to be the net buyer to the tune of Rs. 3830 crores in June. Domestic Institutions also continued to be net buyer to the tune of Rs. 839.3 crores. The trend being range bound in the market, Investors kept booking profit at every opportunity. Simultaneously, the global conditions remained under stress after job loss claim data of USA, economic indicators from Europe, Japan etc. Even market didn't count much on signs of revival seen through manufacturing sector, Purchasing Managers Index.

Outlook: The market may remain volatile following the expectations and proposals of Union Budget. At the same time, Foreign Clues would also play decisive role in deciding the direction of the market in the later half of the month. Some other factors like FII activities, Range and extent of Monsoon, Soaps by the government to corporate, Government policy towards Infrastructure, Rural Schemes, Education, Disinvestment etc. will set the tone for the market. Sectors like Insurance, Auto, Metal, Realty, Banking, Consumer Durable and IT are looking attractive. Investors can enter into market with a long term holding prospective and in a staggered manner.

ESCORTS OPPORTUNITIES FUND

Investment Objective: The scheme seeks stable and regular income through an actively managed portfolio of stocks, bonds and money market instruments. The asset allocation is dynamically planned to capture the best of the opportunities in equity and debt. Exposure in equity is a blend of large and mid cap stocks, skewed largely towards the well-researched blue chips. In debt, the scheme invests mainly in Central and State Government debt papers besides PSUs and bank bonds. The highlight of the scheme is the extensive use of derivatives not only as a hedging tool but also in generating regular income, which in turn enhances the overall portfolio's risk-adjusted return.

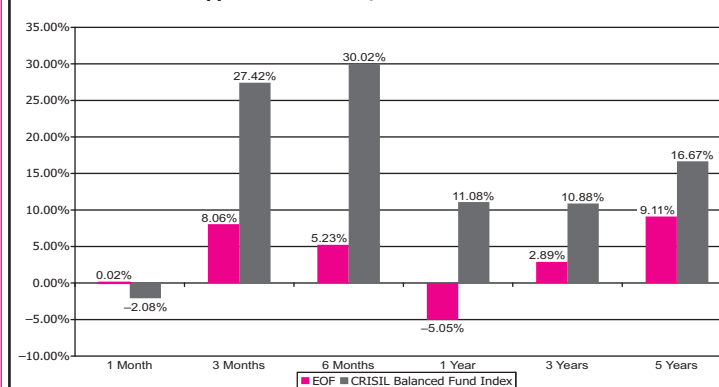
SCHEME DETAILS

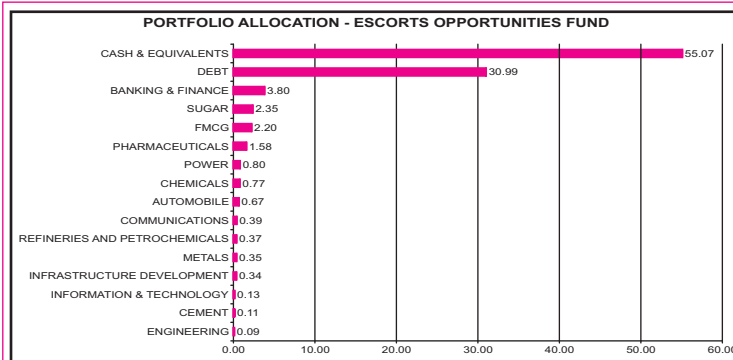
Load/Inv. Amt	Option-A	Option-B	NAV as on 30-06-2009	
Entry Load	1.25%	NIL	Growth	25.1401
Exit Load	1% if Exit <=365 Days		Dividend	10.3747
Min. Inv.	Rs.1000 Growth/ Div. RI, 30000 Div. Payout	Rs. 50000	Bonus	-
Dividend	Apr'02-Mar'06	Apr'06-Sep'07	Oct'07-Sep'08	Nov'08-Jan'09
Rate	1.25% (47-Div.)	1.5% (18 Div.)	1.6% (12 Div.)	0.86% (3 Div.)

PORTFOLIO AS ON 30TH JUNE 2009

NAME	% TO NAV	NAME	% TO NAV
1. The Dhampur Sugar Mills Ltd.	0.91	32. National Thermal Power Corporation Ltd.	0.12
2. Hindustan Lever Ltd.	0.85	33. Welspun Gujrat Stahl Rohren Ltd.	0.12
3. Balrampur Chini Mills Ltd.	0.84	34. Syndicate Bank Ltd.	0.12
4. ITC Ltd.	0.77	35. India Cements Ltd.	0.11
5. Dabur India Ltd.	0.70	36. Areva T&D Ltd.	0.11
6. Cipla India Ltd.	0.60	37. Cummins India Ltd.	0.09
7. Hero Honda Motors Ltd.	0.59	38. Maruti Udyog Ltd.	0.07
8. Colgate Palmolive Ltd.	0.58	Total Equity	13.95
9. Power Finance Corporation Ltd.	0.58	39. HDFC	10.04
10. Oriental Bank of Commerce	0.57	40. Power Finance Corporation	3.69
11. Indian Bank Ltd.	0.51	41. Cholamandalam Dbs	2.99
12. ING Vyasa Bank Ltd.	0.48	42. ICICI Home Finance	2.88
13. Gujrat Narmada Valley Fertilizers Co.	0.45	43. ICICI Bank	0.98
14. Rural Electrification Corporation Ltd.	0.42	44. Andhra Bank	0.87
15. IDEA Cellular Ltd.	0.39	45. ICICI	0.25
16. Shree Renuka Sugars Ltd.	0.38	46. Karnataka State Finance Corporation Ltd.	0.05
17. Andhra Bank Ltd.	0.37	47. Industrial Finance Corporation Of India	0.03
18. IRB Infrastructure Developers Ltd.	0.34	Total Bonds	21.78
19. Chambal Fertilizers & Chemicals Ltd.	0.32	48. Chola DBS	3.24
20. Allahabad Bank Ltd.	0.30	49. LIC Housing Finance Ltd.	1.89
21. Lupin Ltd.	0.29	Total Non Convertible Debentures	5.13
22. Power Trading Corporation Ltd.	0.27	50. Government Securities 0.19% FRB 2015	2.79
23. Bank of India	0.25	51. 8.23% GOI FCI 2027	0.35
24. Neyveli Lignite Corporation Ltd.	0.23	52. GOI 11.03% 2012	0.12
25. Bajaj Hind. Ltd.	0.23	53. 8.75% GOI	
26. Vijaya Bank Ltd.	0.22	Total Government Securities	3.31
27. Gujrat State Petronet Ltd.	0.18	54. Birla Global Finance Ltd.	0.69
28. Gas Authority Of India Ltd.	0.18	55. L&T Finance Ltd.	0.06
29. Powergrid Corporation Of India Ltd.	0.15	Total Commercial Paper	0.76
30. IDBI	0.14	Net Current Assets	55.07
31. Everonn Systems India Ltd.	0.13	Total Investments	100.00

Escorts Opportunities Fund V/s Crisil Balanced Fund Index





ESCORTS INCOME PLAN

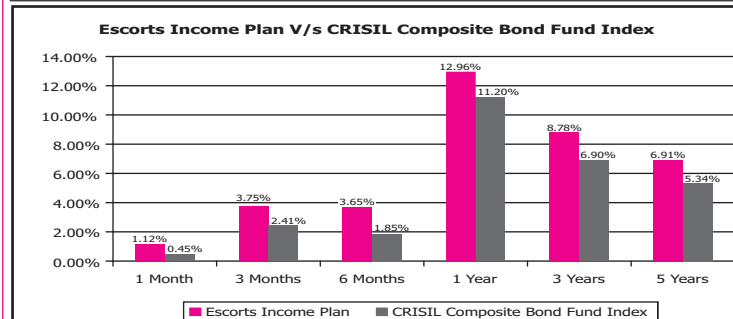
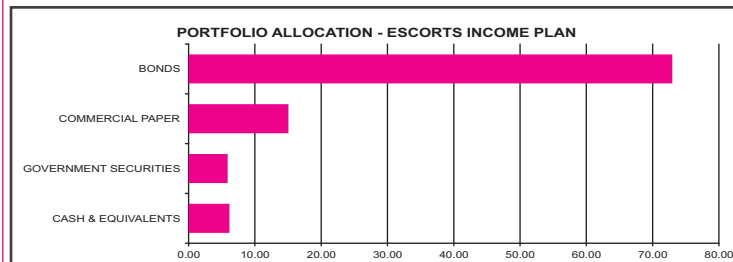
Investment Objective: The primary focus of the scheme is to preserve capital and to provide steady returns. Investments are made mainly in papers issued and/or guaranteed by central/state governments, the endeavor at all times being to reduce volatility caused by interest rate movements.

SCHEME DETAILS

Load/Inv. Amt	Option-A	Option-B	NAV as on 30-06-2009	
Entry Load	Nil	Nil	Growth	28.1730
Exit Load	CDSL*	Nil	Dividend	11.3743
Min. Inv.	Rs. 1000	Rs. 10000	Bonus	14.8344

*0.75% if exit <=3months, 0.5%>3months & <=6months, .25%>6months & <=9months.

Dividend: 113 Dividends Since May 1998 (@0.40% every month since May 2008).



PORTFOLIO AS ON 30TH JUNE 2009

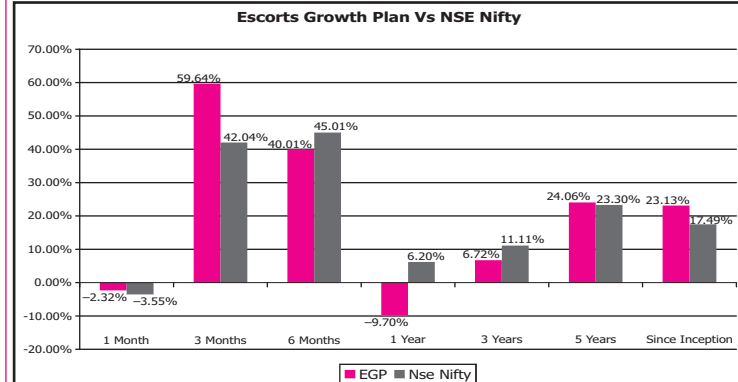
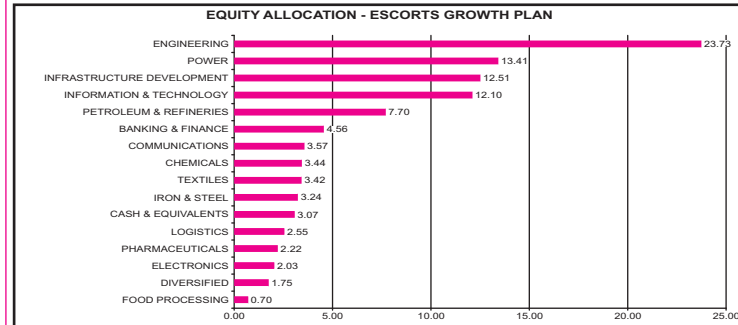
NAME	% TO NAV	NAME	% TO NAV
1. RECL	19.18	6. Birla Global Finance Ltd.	15.04
2. Andhra Bank	17.88	Total Commercial Paper	15.04
3. ICICI Home Finance	15.01	7. FCI	5.88
4. ICICI Bank	10.48	Total Government Securities	5.88
5. SBI	10.40	8. Net Current Assets	6.14
Total Bonds	72.94	Total Investments	100.00

ESCORTS GROWTH PLAN

Investment Objective : The scheme invests in well-researched stocks with a judicious mix of Large Cap and Mid Cap. Special emphasis is made to discover and invest in undervalued stocks with potential to outperform index on its own business strength at any given time. Due care is also taken to diversify the portfolio across sectors and stocks.

SCHEME DETAILS

Load & Investment	Amount	NAV as on 30-06-2009				
Entry Load	2.25%	Growth	55.5782			
Exit Load	1% if exit<=6months, 0.5% if exit>6months & <=1year	Dividend	10.6633			
Min. Inv.	Rs. 1000	Bonus				
Dividend	Dec'03	Mar'05	Mar'06	Mar'07	Mar'08	
Rate	80%	40%	50%	30.00%	30.00%	



PORTFOLIO AS ON 30TH JUNE 2009

NAME	% TO NAV	NAME	% TO NAV
1. Genus Power Infrastructure Ltd.	7.24	22. TRF Ltd.	2.30
2. Tulip IT Services Ltd.	4.70	23. Jupiter Biosciences Ltd.	2.22
3. Voltamp Transformers Ltd.	4.54	24. MIC Electronics Ltd.	2.03
4. Yes Bank Ltd.	4.14	25. Panama petrochem Ltd.	2.03
5. Sunil Hitech Engineering Ltd.	4.00	26. Bartonics India Ltd.	1.91
6. ICOSA(India) Ltd.	3.74	27. Apteck Ltd.	1.75
7. J. Kumar Infraprojects Ltd.	3.59	28. Rolta India Ltd.	1.75
8. Titagarh Wagons Ltd.	3.57	29. Mazda Ltd.	1.64
9. Jubilant Organics Ltd.	3.44	30. Marg Constructions Ltd.	1.55
10. Hanung Toys & Textiles Ltd.	3.42	31. TIL Ltd.	1.13
11. Hindustan Dorr-Oliver Ltd.	3.42	32. Techno Electric & Engineering Co. Ltd.	1.09
12. Selan Exploration Technology Ltd.	3.36	33. Tania Solutions Ltd.	0.75
13. Jindal Saw Ltd.	3.24	34. Temptation Foods Ltd.	0.70
14. Jyoti Structures Ltd.	3.20	35. Era Construction Ltd.	0.61
15. HBL Power Systems Ltd.	2.98	36. Roman Tarmat Ltd.	0.43
16. Oil Country Tubular Ltd.	2.91	37. Sriram Transport Finance Co. Ltd.	0.42
17. Sterlite Optical Ltd.	2.81	38. Supreme Infrastructure India Ltd.	0.38
18. Mcnally Bharat Engineering Co. Ltd.	2.55	Total Equity	96.93
19. Arshiya International Ltd.	2.55	Net Current Assets	3.07
20. Action Construction Equipment Ltd.	2.53	Total Net Assets	100.00
21. Shiv-vani Oil & Gas Exploration Serv. Ltd.	2.31		

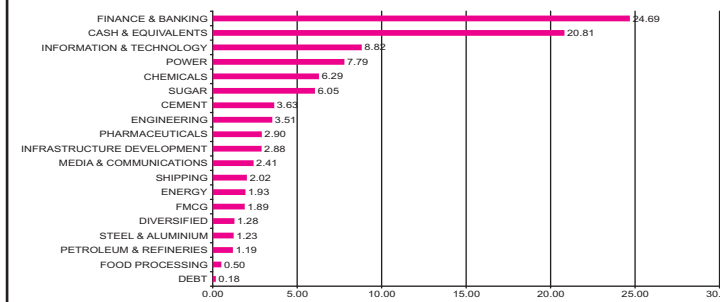
ESCORTS HIGH YIELD EQUITY PLAN

Investment Objective: To generate income by investing predominantly in well diversified portfolio of equity stocks providing high dividend yields. The scheme aims to generate regular returns and long term capital appreciation by investing in value stocks with stable high dividend yields.

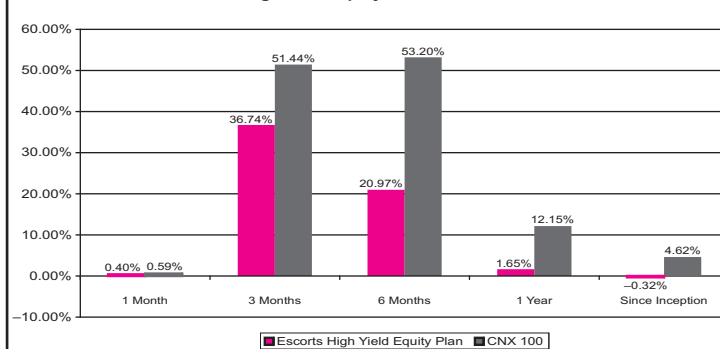
SCHEME DETAILS

Load & Investment Amount		NAV as on 30-06-2009	
Entry Load	2.25%	Growth	9.9195
Exit Load	1% if exit<=6months, 0.5% if exit>6months & <=1year	Dividend	8.7350
Min. Inv.	Rs. 1000/-	Bonus	9.9365
Dividend	Jun'07	Sep'07	Dec'07
Rate	3%	4%	5%
			3%

PORTFOLIO ALLOCATION - ESCORTS HIGH YIELD EQUITY PLAN



Escorts High Yield Equity Plan V/s NSE CNX 100



PORTFOLIO AS ON 30TH JUNE 2009

NAME	% TO NAV	NAME	% TO NAV
1. LIC Housing Finance Ltd.	4.59	26. India Cements Ltd.	1.46
2. Bartonics India Ltd.	4.25	27. United Phosphorus Ltd.	1.41
3. Areva T&D Ltd.	3.95	28. Shree Renuka Sugars Ltd.	1.40
4. Infosys Technologies Ltd.	3.08	29. Sunil Hitech Engineering Ltd.	1.34
5. Union Bank of India	3.00	30. Birla Corporation Ltd.	1.28
6. Tata Chemicals Ltd.	2.69	31. Marg Constructions Ltd.	1.24
7. State Bank Of India Ltd.	2.59	32. ING Vyasa Bank Ltd.	1.24
8. Punjab National Bank	2.52	33. Dena Bank Ltd.	1.21
9. Mahanagar Telephone Nigam Ltd.	2.41	34. Power Finance Corporation Ltd.	1.20
10. Gujarat Narmada Valley Fertilizers Co.	2.18	35. Gujarat State Petronet Ltd.	1.19
11. Gujarat Ambuja Cement Ltd.	2.17	36. Apar Industries Ltd.	1.12
12. Bajaj Hind. Ltd.	2.15	37. Hindalco Ltd.	1.07
13. Andhra Bank Ltd.	2.03	38. Oriental Bank of Commerce	1.07
14. The Great Eastern Shipping Co. Ltd.	2.02	39. The Dampur Sugar Mills Ltd.	1.01
15. Vijaya Bank	1.98	40. Jupiter Biosciences Ltd.	0.99
16. Suzlon Energy Ltd.	1.93	41. Reliance Energy Ltd.	0.89
17. ITC Ltd.	1.89	42. TIL Ltd.	0.51
18. Rural Electrification Corporation Ltd.	1.82	43. LT Foods Ltd.	0.50
19. Voltamp Transformers Ltd.	1.67	44. Ranbaxy Laboratories Ltd.	0.30
20. Allahabad Bank Ltd.	1.65	45. Bhushan Steel Ltd.	0.16
21. Glenmark Pharmaceuticals Ltd.	1.61	46. Land Development Co. Ltd.	0.03
22. Indian Overseas Bank	1.61	Total Equity	79.00
23. Hindustan Construction Co. Ltd.	1.61	47. Government Securities 0.19% Frb 2015	0.18
24. Balrampur Chini Mills Ltd.	1.50	Net Current Assets	20.81
25. NIIT Technologies Ltd.	1.49	Total Net Assets	100.00

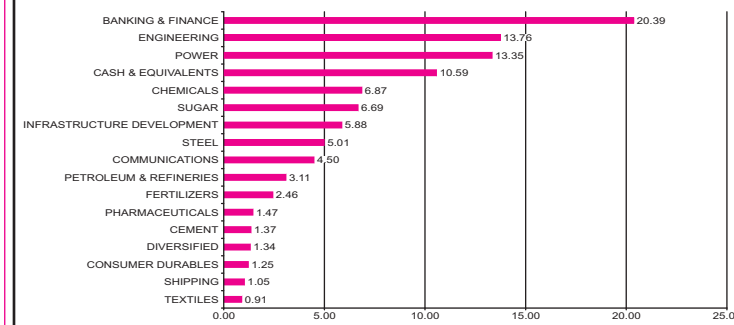
ESCORTS LEADING SECTORS FUND

Investment Objective: To Provide capital appreciation or income distribution by investing in companies from Leading Sectors, depending upon their growth prospects and sustainability of future earnings growth.

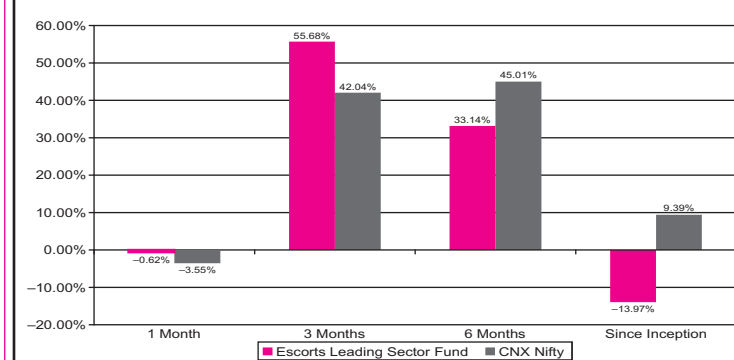
SCHEME DETAILS

Load & Investment Amount		NAV as on 30-06-2009	
Entry Load	2.25%	Growth	8.6139
Exit Load	1% if exit<=6months, 0.5% if exit>6months & <=1year	Dividend	8.6133
Min. Inv.	Rs. 5000	Bonus	-

EQUITY ALLOCATION - ESCORTS LEADING SECTORS FUND



Escorts Leading Sectors Fund V/s Nifty



PORTFOLIO AS ON 30TH JUNE 2009

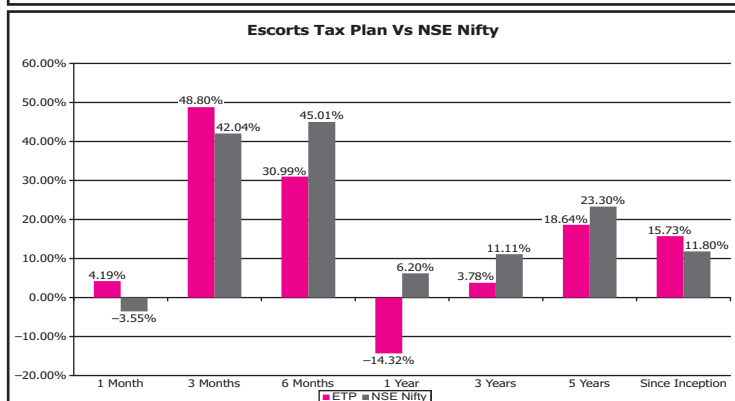
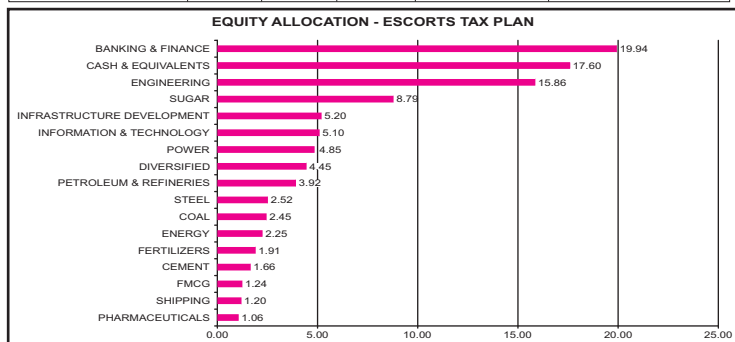
NAME	% TO NAV	NAME	% TO NAV
1. Areva T&D Ltd.	5.86	24. Bajaj Hind. Ltd.	1.99
2. L&T Ltd.	4.37	25. Balrampur Chini Mills Ltd.	1.91
3. Indian Overseas Bank	3.62	26. Selan Exploration Technology Ltd.	1.62
4. IDEA Cellular Ltd.	2.98	27. Steel Authority of India Ltd.	1.58
5. KEC International Ltd.	2.84	28. Onmobile Global Ltd.	1.52
6. Chambal Fertilizers & Chemicals Ltd.	2.81	29. United Phosphorus Ltd.	1.49
7. Mncally Bharat Engineering Co.	2.75	30. Oil & Natural Gas Corporation Ltd.	1.49
8. Tata Iron & Steel Co.	2.72	31. Venus Remedies Ltd.	1.47
9. HDFC Bank Ltd.	2.60	32. The Dampur Sugar Mills Ltd.	1.42
10. Power Trading Corporation Ltd.	2.58	33. Shree Renuka Sugars Ltd.	1.37
11. Tata Chemicals Ltd.	2.58	34. India Cements Ltd.	1.37
12. Hindustan Construction Co. Ltd.	2.53	35. Praj Industries Ltd.	1.34
13. Sunil Hitech Engineering Co. Ltd.	2.51	36. Canara Bank	1.28
14. Gujarat Narmada Valley Fertilizers Co.	2.46	37. Videcon Industries Ltd.	1.25
15. State Bank Of India Ltd.	2.43	38. IVRCL Infrastructure & Project Ltd.	1.19
16. Jyoti Structures Ltd.	2.37	39. The Great Eastern Shipping Co. Ltd.	1.05
17. IDFC	2.37	40. City Union Bank Ltd.	0.97
18. Punjab National Bank	2.36	41. Arvind Mills Ltd.	0.91
19. Rural Electrification Corporation Ltd.	2.28	42. Ispat Industries Ltd.	0.71
20. Allahabad Bank Ltd.	2.17	Total Equity	89.41
21. IRB Infrastructure Developers Ltd.	2.16	Net Current Assets	10.59
22. TIL Ltd.	2.08	Total Net Assets	100.00
23. Action Construction Equipment Ltd.	2.06		

ESCORTS TAX PLAN

Investment Objective: The scheme aims to achieve long-term capital appreciation by maintaining diversified portfolios of equities across sectors. Investments are made essentially in large cap stocks. Mid Cap companies with proven fundamentals and having potential to outperform the market are also chosen for investments.

SCHEME DETAILS

Load & Investment Amount		NAV as on 30-06-2009			
Entry Load	2.25%	Growth		38.6629	
Exit Load	Nil	Dividend		9.0690	
Min. Inv.	Rs. 500/-	Bonus		-	
Dividend	Mar'04	Mar'05	Mar'06	Mar'07	Mar'08
Rate	80%	30%	35%	25%	30%



PORTFOLIO AS ON 30TH JUNE 2009

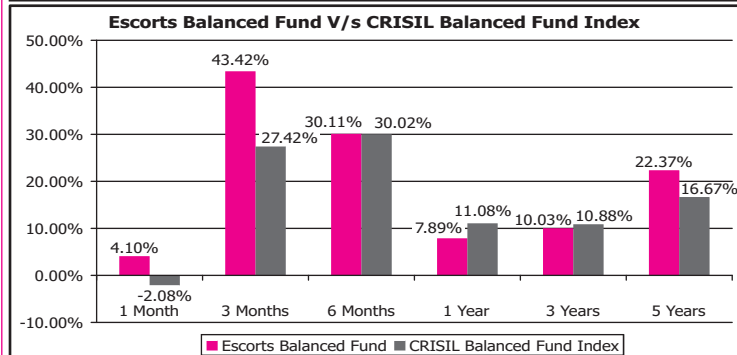
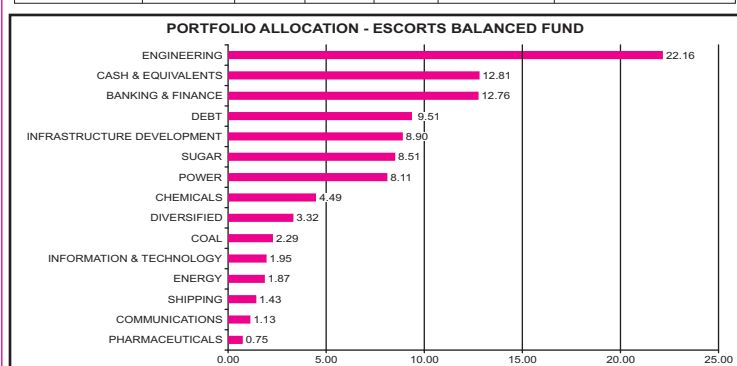
NAME	% TO NAV	NAME	% TO NAV
1. Bajaj Hind. Ltd.	3.19	25. Indian Overseas Bank Ltd.	1.88
2. Larsen & Toubro Ltd.	2.72	26. HDFC Bank Ltd.	1.78
3. Rural Electrification Corporation Ltd.	2.66	27. Jai Prakash Associates Ltd.	1.78
4. Power Trading Corporation Ltd.	2.61	28. Kanuri Networks Ltd.	1.68
5. Titagarh Wagons Ltd.	2.60	29. ACC Ltd.	1.66
6. Andhra Bank Ltd.	2.49	30. Reliance Industries Ltd.	1.54
7. Gujrat NRE Coke Ltd.	2.45	31. ICSA (India) Ltd.	1.46
8. Kalindee Rail Nirmaan (Engineers) Ltd.	2.40	32. Tata Iron & Steel Co. Ltd.	1.44
9. Balrampur Chini Mills Ltd.	2.28	33. Indian Bank Ltd.	1.43
10. Axis Bank Ltd.	2.26	34. ITC Ltd.	1.24
11. Gas Authority Of India Ltd.	2.25	35. Apar Industries Ltd.	1.23
12. Hindustan Construction Co. Ltd.	2.25	36. The Great Indian Eastern Shipping Co. Ltd.	1.20
13. Suzlon Energy Ltd.	2.25	37. The Dhampur Sugar Mills Ltd.	1.18
14. Bartonics India Ltd.	2.24	38. J. Kumar Infraprojects Ltd.	1.17
15. Voltamp Transformers Ltd.	2.22	39. State Bank Of India Ltd.	1.14
16. Power Finance Corporation Ltd.	2.19	40. Selan Exploration Technology Ltd.	1.09
17. Areva T&D Ltd.	2.19	41. Jindal Steel & Power Ltd.	1.08
18. Shree Renuka Sugars Ltd.	2.14	42. Ranbaxy Laboratories Ltd.	1.06
19. Union Bank of India	2.10	43. Omnitouch Infosolutions Ltd.	0.75
20. Punjab National Bank	2.06	44. NIIT Technologies Ltd.	0.65
21. Monally Bharat Engineering Co. Ltd.	1.99	45. Indian Oil Corporation Ltd.	0.58
22. Bharat Earth Movers Ltd.	1.97	Total Equity	82.40
23. Sunil Hitech Engineering Ltd.	1.95	Net Current Assets	17.60
24. Gujrat Narmada Valley Fertilizer Co.	1.91	Total Net Assets	100.00

ESCORTS BALANCED FUND

Investment Objective: An open-ended balanced scheme, with the investment objective to generate long term capital appreciation and current income from a portfolio of equity & fixed-income securities.

SCHEME DETAILS

Load & Investment Amount		NAV as on 30-06-2009				
Entry Load	2.25%	Growth		52.7226		
Exit Load	Nil	Dividend		11.7804		
Min. Inv.	Rs. 1000/-	Bonus		-		
Dividend	Mar'02	Dec'03	Mar'05	Mar'06	Mar'07	Mar'08
Rate	10%	45%	70%	40%	20%	30%



PORTFOLIO AS ON 30TH JUNE 2009

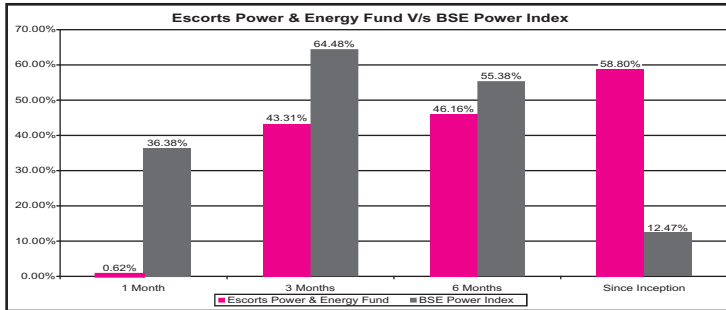
NAME	% TO NAV	NAME	% TO NAV
1. Jyoti Structures Ltd.	3.45	23. Pratibha industries Ltd.	1.87
2. Bharat Earth Movers Ltd.	3.38	24. Sintex Industries Ltd.	1.72
3. Sunil Hitech Engineering Ltd.	2.92	25. HDFC Bank Ltd.	1.65
4. Bajaj Hind. Ltd.	2.90	26. Reliance Industries Ltd.	1.60
5. Bank of India	2.79	27. Gujrat Aklalies & Chemicals Ltd.	1.59
6. Titagarh Wagons Ltd.	2.71	28. TRF Ltd.	1.57
7. Balrampur Chini Mills Ltd.	2.66	29. National Thermal Power Corporation Ltd.	1.54
8. Voltamp Transformers Ltd.	2.58	30. Gujrat Narmada Valley Fertilizers Co.	1.53
9. L&T Ltd.	2.48	31. Union Bank of India	1.53
10. Allahabad Bank	2.46	32. Supreme Infrastructure India Ltd.	1.49
11. Punj Lloyd Ltd.	2.32	33. The Great Eastern Shipping Co.	1.43
12. Gujrat NRE Coke Ltd.	2.29	34. Tata Chemicals Ltd.	1.37
13. ICICI Bank Ltd.	2.28	35. HCC Ltd.	1.31
14. IVRCL Infrastructure & Project Ltd.	2.16	36. MIC Electronics Ltd.	1.16
15. Kalindee Rail Nirman (Engineers) Ltd.	2.10	37. IDEA Cellular Ltd.	1.13
16. ABB Ltd.	2.09	38. The Dhampur Sugar Mills Ltd.	1.07
17. Jai Prakash Associates	2.07	39. Anu Laboratories Ltd.	0.75
18. Power Trading Corporation Ltd.	2.05	Total Equity	77.67
19. Areva T&D India Ltd.	1.97	40. PFC	9.51
20. Bartonics India Ltd.	1.95	41. ICICI	2.70
21. Shree Renuka Sugars Ltd.	1.87	Total Bonds	9.51
22. Suzlon Energy Ltd.	1.87	42. Net Current Assets	12.81
		Total Net Assets	100.00

ESCORTS POWER & ENERGY FUND

Investment Objective: To Provide income distribution and/or medium to long term capital gains by investing predominantly in equity/equity-related instruments of the companies in the Power/Energy Sector and/or Debt/Money-Market instruments.

SCHEME DETAILS

Load & Investment Amount		NAV as on 30-06-2009	
Entry Load	2.25%	Growth	14.7920
Exit Load	1% if exit<=6months, 0.5% if exit>6months & <=1year	Dividend	14.7901
Min. Inv.	Rs. 1000/-	Bonus	-



PORTFOLIO AS ON 30TH JUNE 2009

NAME	% TO NAV	NAME	% TO NAV
1. Govt. Securities 0.19% FRB 2015	8.77	12. Jyoti Structures Ltd.	4.16
2. Voltamp Transformers Ltd.	9.50	13. Areva T&D India Ltd.	3.90
3. Kec International Ltd.	7.89	14. National Thermal Power Corpn. Ltd.	3.78
4. Crompton Greaves Ltd.	6.79	15. Godavari Power & Ispat Ltd.	3.48
5. Rural Electrification Corporation Ltd.	6.33	16. Mnally Bharat Engineering Co.	2.54
6. Power Finance Corporation Ltd.	6.01	17. BGR Energy Systems Ltd.	2.02
7. Tata Power Ltd.	5.35	18. ICSA (India) Ltd.	1.96
8. Power Trading Corporation Ltd.	5.02	19. Neyvelli Lignite Corporation Ltd.	1.88
9. Voltas Ltd.	4.84	Total Equity Shares	84.80
10. GvK Power & Infrastructure Ltd.	4.71	Net Current Assets (Liability)	6.42
11. Power Grid Corporation Ltd.	4.66	Total Net Assets	100.00

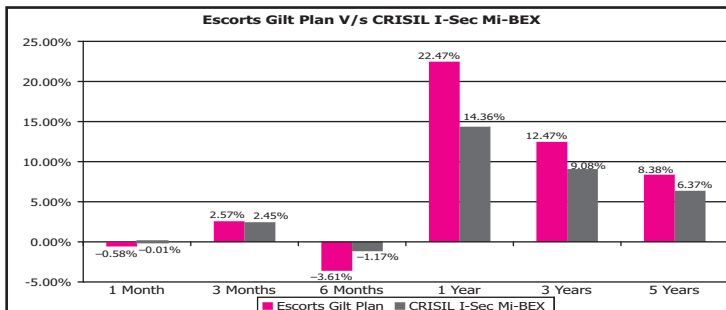
ESCORTS GILT PLAN

Investment Objective: The Scheme will invest in risk free government securities to provide capital appreciation and superior returns by minimizing interest rate risk and actively managing portfolio maturity.

SCHEME DETAILS

Load/Inv. Amt	Option-A	Option-B	NAV as on 30-06-2009	
Entry Load	Nil	Nil	Growth	20.2395
Exit Load	CDSL*	Nil	Dividend	18.4725
Min. Inv.	Rs. 1000/-	Rs. 10000/-	Bonus	-
Dividend	Sep'01	Dec'01	Mar'02	
Rate	30.00%	30.00%	20.00%	

*0.75% if exit <=3months, 0.5%>3months & <=6months, 0.25%>6months & <=9months.



PORTFOLIO AS ON 30TH JUNE 2009

NAME	% TO NAV	NAME	% TO NAV
1. Govt. Securities 8.23% GOI FCI 2027	95.52	3. Net Current Assets	4.48
2. Govt. Securities 6.20% TNSDL 2015	0.01	Total Net Assets	100.00
Total Government Securities	95.52		



ESCORTS MUTUAL FUND

11, Scindia House, Connaught Place, New Delhi-110001
Tel.:(Direct) 91-11 43587415, 43587420 Fax: 91-11-43587436
Visit us at : www.escortsmutual.com, help@escortsmutual.com

WHERE TO REACH US

Agra: 9837891777, 9897072526, **Ahmabad:** 602, 6th Floor Sakar 5 Behind Natraj Cinema Ashram Road Ahmedabad-380014 Tel- 9327050566,9879134342,079-26582036 . **Allahabad:** 132 B/28, Anant Raj Plaza Complex, Shop-6, MG Rd. Allahabad, Pin:211001 Tel-9838037901, 0532-2424108, **Bangalore.-**Unit No-401 4th Floor No 12 Richmond Tower Richmond Road Bangalore- 560025 Tel-080-22075106, **Bhopal:** Mob.: 9303460739, **Bhuwaneshwar:** Arihant Plaza, Shop No.6 Ground Floor,B-50, Shaheed Nagar, Bhuwaneshwar (Orissa)-7511007 Tel- 9861090234,0674-2540106, **Bokaro:**Sector1CQr No 178 Bokaro Steel City Jharkhand-827001 Tel-9334171028,9835772583 **Chandigarh:** SCO-50-51,1st Floor Sector-17A Chandigarh-160017, Tel-0172-5078628,**Delhi:**11Scindia House Connaught Place K G Marg, New Delhi-110001 Tel-9350004359, 9971811169, 43587420, 43587415 **Dehradun:** Shop No. 23, 1st Floor, Rohini Plaza, 11-E,Rajpur Road, Dehra Dun-248001 Tel.-9927700144 **Faridabad:** Post Office, Escorts Nagar, Building, 1st Floor, Near Escorts Plant-1, Main Mathura road, Faridabad, Pin: 121005, Tel- 9873180688, **Gurgaon:** 9873180688, 9899431879, **Ghaziabad:** 9873180688, 9718316562 **Jaipur:** 2nd floor, Kataria Bhawan, M I Road, Jaipur-302001, Tel-9314519533, **Jamshedpur:**Kamani Centre Shop No-119 Third Floor Bistupur Jamshedpur-831001 Tel-9709169223,0657-2321909, **Jodhpur:** Exchange Building Shop No 17-B 18 MezzanineFirst Floor First Chopasani Road JodhpurTel-9829212716,0291-2652716, **Kanpur** Office No-311 Third Floor Kan Chambers 14/113 Civil Lines Kanpur-208001 Tel-9838427271,0512-2367927 **Karnal** - SCO 363 Mugal Kanal Market Tel -09255734734. **Kolkata:**Crescent tower First Floor 229 A/JC Bose Road Kolkata-700020 Tel.033-40036013. **Lucknow:** Chitrah Second Floor 3 Nawal Kishore Road Lucknow-226001 Tel 9839107801, 9918101099, 0522-3261208, **Mumbai:**Room No 1B -1 Mezzanine Level 20 Raja Bahadur Mansion Amba Doshi Marg Hamam Street Benind BSE Fort Mumbai-400023 Tel-022-22626595, **Nagpur:**PMR Business Centre,Office-203, 2nd Floor, Laxmi Bhwan square, Dharmapeth, Nagpur, Pin: 440010,Tel-9881122258, **Noida:** Shop No.76, 1st Floor, Ansal Fortune Arcade, Sector 18, Noida, Pin: 201301 Tel-9899431879, 9873180688, **Patna:**114-B Ashoka Place Exhibition Road Patna-800001 Tel-9835066510, 9334179682, 9308398877,0612-2500340, **Pune:** Global Trade Centre, Office No.8, 1/1, Rambaug Colony, LBS road, Navi Peth Pune-411030, Tel-9890809099, 9890571038,020-24335460, **Siliguri:** Tel-9933049191,9832007082, **Vadodra:** Siddharth Complex, Office No. 215, 2nd Floor, RC Dutta Road, Vadodra Pin: 390007,Vadodra Tel-9327050566,9974144904, **Varanasi:**B-21/2A, Chinatown Complex, Kamaksha, Nr. Rathyatra Crossing, Varanasi, Pin: 221010 Tel: 9839125720, 0542-2400954.

Disclaimer: Opinions expressed are subject to change without notice. This report is informative only and under no circumstances is to be used or considered as an offer to sell or solicitation of an offer to buy any security. The AMC/Trustees accept no liability whatsoever for any direct or consequential loss arising from any use of this fund fact sheet or further communication given in relation to this fund fact sheet.

Statutory Details: Escorts Mutual Fund has been constituted as Trust under the Indian Trusts Act, 1982 with Escorts Finance Limited as its Sponsor/settler and Escorts Investment Trust Limited as its sole Trustee. Escorts Asset Management Limited has been incorporated under the provisions of the Companies Act, 1956 and has been appointed as the Investment Manager of Escorts Mutual Fund.

Risk Factors: All Mutual Funds and securities investments are subject to market risks and there is no assurance and no guarantee that the Fund's objectives will be achieved. As with any investment in stocks and shares, the Net Asset Value (NAV) of the Units issued under the Scheme can go up or down depending on the factors and forces affecting the capital markets. The names of the schemes do not in any manner indicate either the quality of the schemes or their future prospects of returns. Past performance of the Sponsor / Mutual Fund does not guarantee the future performance of the Schemes of the Mutual Fund. Please read the SID before investing.