

# ESCORTS MUTUAL FUND

## Fact Sheet

### August 2009

#### Debt Market Update:

The Reserve Bank of India in its first quarter review of monetary policy 2009-10 has kept the key rates i.e. repo rate, reverse repo rate and cash reserve ratio unchanged. The policy lays emphasis on the IMF projections for key global economies (developed and emerging nations) and highlights the progress observed such as ease in the pace of decline in major economies, easing credit spreads and acceleration in manufacturing activity. The policy review revises its projection for GDP growth 2009-10 to 6 per cent with an upward bias. Amidst slackening private consumption and investment demand, it highlights the steep rise in the government final consumption expenditure tracking the sixth pay commission payout, the fiscal stimulus measure and overall decline in aggregate demand.

After witnessing uptrend of inflation that moved upto 12.91% in August 2008, inflation rate has started to decline. Headline inflation, as measured by the wholesale price index (WPI), still moving in negative territory to -1.54 per cent for the week ended 18 July 2009 from previous month level of -1.17 per cent. WPI inflation for Mar-end 2010 is projected at around 5 per cent, higher than projection of 4 per cent made in annual policy statement. The WPI inflation turned negative in June 2009 due to statistical base effect and not because of any contraction in demand. Most of central banks of the world focus on consumer price index, rather than WPI. But the RBI seems to concentrate on the WPI, which is essentially driven by global inflation in prices of crude oil and food. The benchmark 10-year GOI 2019 yield climbed to almost two month high of 7.00% from previous month level of 6.73%. The steep rise in govt. borrowing in 2009-10 due to huge fiscal deficit putting pressure on yields across maturity but aid from OMO purchase and MSS de-sequestering and adequate liquidity in the system balancing the borrowing programme smoothly.

#### Equity Market Update

**Overview:** The BSE Sensex closed at 15670, up 1176 points (+8.12%), and Nifty was at 4636, up 345 points (+8.05%). Likely, Mid-cap index closed at 5571, up 495 points (+9.74%), while Small-cap index ended at 6206, up 466 points (+8.11%). BSE Auto (+25.34%), BSE FMCG (+21.01%), BSE IT (+20.53%), Realty (+21.88%) outperformed Benchmark SENSEX & NIFTY. While CD (-1.57%), Oil & Gas (+0.96%), Bankex (+3.10), Power (+4.51%) & others underperformed. FII's continued to be the net buyer to the tune of Rs 11066 cr in July also. Domestic Institutions (Mutual Funds) also continued to be net buyer to the tune of Rs 1825.4 cr worth. In a major event, the RBI kept the key rates unchanged, increased the inflation forecast to 5% by end March 2010 from earlier 4% & forecast a 6% growth in GDP with an upward bias. Better-than-expected earnings from India Inc, strong global cues and sustained buying by foreign funds helped the key benchmark indices extend gains for the third straight week (week ended on July 31, 09).

**Outlook:** Announcement of tax breaks for industrial park schemes, developers of real estate and road projects as well as 1% subsidy on home loans up to Rs 10 lakh, will obviously have positive impact on Realty, Infra and Housing sector stocks. Emerging markets continued to be preferred, with dedicated BRIC equity funds seeing net inflows for a 19th straight week. Simultaneously, macro data like Purchasing Managers' Index (PMI) that was above the threshold of 50 in June 2009 also confirms that the economy is recovering. Meanwhile, investor focus is likely to shift from secondary market to the primary market with the Adani Power's initial public offer seeing spectacular response. With the Q1 June 2009 earnings season over. A strong global risk appetite has boosted stocks across the globe in the past few days. The BSE Sensex struck its highest level in more than 13 months. Though Monsoon still remains a big concern, it is expected that the domestic bourses will track global markets in coming days. The sectors looking positive are Auto, Metal, Realty, Banking, FMCG and IT. Investor can trade and take positions on sector specific and stock specific counters.

## ESCORTS OPPORTUNITIES FUND

**Investment Objective:** The scheme seeks stable and regular income through an actively managed portfolio of stocks, bonds and money market instruments. The asset allocation is dynamically planned to capture the best of the opportunities in equity and debt. Exposure in equity is a blend of large and mid cap stocks, skewed largely towards the well-researched blue chips. In debt, the scheme invests mainly in Central and State Government debt papers besides PSUs and bank bonds. The highlight of the scheme is the extensive use of derivatives not only as a hedging tool but also in generating regular income, which in turn enhances the overall portfolio's risk-adjusted return.

#### SCHEME DETAILS

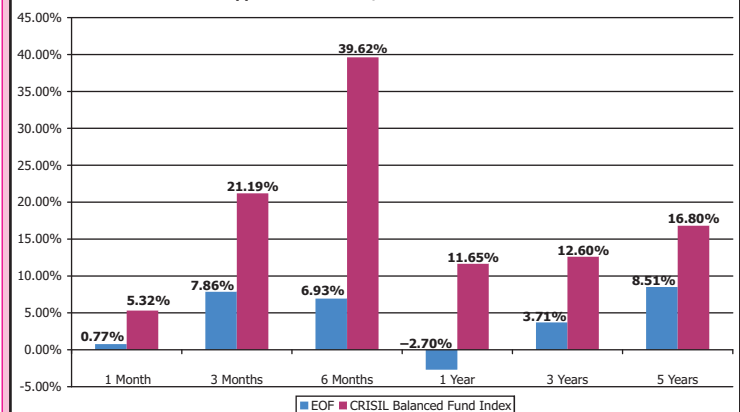
Load & Investment Amount		NAV as on 31-07-2009	
Entry Load	Nil	Growth	25.3343
Exit Load	1% if Exit <= 2Yrs, 0.50% > 2Yrs & <= 3Yrs	Dividend	10.2580
Min. Inv.	Rs 1000 Growth/Div. Re-invest, Rs 30000 Div. Payout		
Dividend	Apr'02-Mar'06	Apr'06-Sep'07	Oct'07-Sep'08
			Nov'08-Jul'09*
Rate (%)	1.25 (47-Div.)	1.5 (18 Div.)	1.6 (12 Div.)
			Avg. 0.99 (6 Div.)

\*0.99% is the average of 6 Div. given during Nov'08-Jul'09. Last Div. given in Jul'09 @0.859%

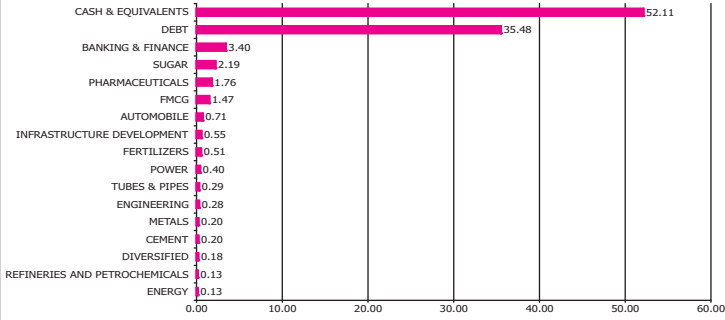
#### PORTFOLIO AS ON 31st JULY, 2009

NAME	% TO NAV	NAME	% TO NAV
1. Dabur India Ltd.	0.76	31. Chambal Fertilizers & Chemicals Ltd.	0.14
2. The Dhampur Sugar Mills Ltd.	0.76	32. GMR Infrastructure Ltd.	0.13
3. Cipla India Ltd.	0.72	33. Rural Electrification Corporation Ltd.	0.13
4. Hero Honda Motors Ltd.	0.71	34. Reliance Energy Ltd.	0.13
5. ITC Ltd.	0.68	35. Gujrat State Petronet Ltd.	0.07
6. Oriental Bank of Commerce	0.62	36. Gas Authority Of India Ltd.	0.06
7. Balrampur Chini Mills Ltd.	0.60	<b>Total Equity</b>	<b>12.41</b>
8. Bajaj Hind. Ltd.	0.50	37. HDFC	9.92
9. Indian Bank Ltd.	0.50	38. Cholamandalam Dbs	2.91
10. IDFC Ltd.	0.42	39. ICICI Home Finance	2.83
11. Colgate Palmolive Ltd.	0.42	40. Tata Sons Ltd.	2.63
12. Andhra Bank Ltd.	0.39	41. Andhra Bank	1.29
13. Gujrat Narmada Valley Fertilizers Co.	0.37	42. ICICI Bank	0.97
14. Power Finance Corporation Ltd.	0.37	43. ICICI	0.25
15. Hindustan Lever Ltd.	0.37	44. Karnataka State Finance Corporation Ltd.	0.04
16. Shree Renuka Sugars Ltd.	0.34	45. Industrial Finance Corporation Of India	0.03
17. Welspun Gujrat Stahl Rohren Ltd.	0.29	<b>Total Bonds</b>	<b>20.87</b>
18. Allahabad Bank Ltd.	0.29	46. Chola DBS	3.19
19. L&T Ltd.	0.28	47. LIC Housing Finance Ltd.	1.87
20. Lupin Ltd.	0.28	<b>Total Non Convertible Debentures</b>	<b>5.06</b>
21. Powergrid Corporation Of India Ltd.	0.27	48. Government Securities 0.19% FRB 2015	2.80
22. IRB Infrastructure Developers Ltd.	0.23	49. 8.23% GOI FCI 2027	0.36
23. Union Bank of India	0.22	50. GOI 11.03% 2012	0.12
24. Power Trading Corporation Ltd.	0.21	51. 8.75% GOI	0.05
25. Vijaya Bank Ltd.	0.21	<b>Total Government Securities</b>	<b>3.33</b>
26. Sterlite India Ltd.	0.20	52. Fullerton India Credit Co. Ltd.	3.29
27. Dalmia Cement (Bharat) Ltd.	0.20	53. JK Cement Ltd.	2.93
28. Hindustan Construction Co. Ltd.	0.18	<b>Total Commercial Paper</b>	<b>6.22</b>
29. Reliance Industries Ltd.	0.18	<b>Net Current Assets</b>	<b>52.11</b>
30. ING Vyasa Bank Ltd.	0.18	<b>Total Investments</b>	<b>100.00</b>

#### Escorts Opportunities Fund V/s Crisil Balanced Fund Index



**PORTFOLIO ALLOCATION - ESCORTS OPPORTUNITIES FUND**



**ESCORTS INCOME PLAN**

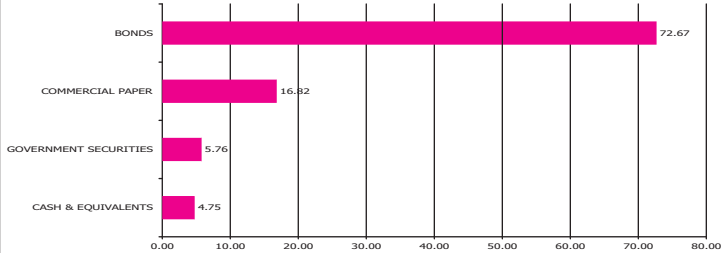
**Investment Objective:** The primary focus of the scheme is to preserve capital and to provide steady returns. Investments are made mainly in papers issued and/or guaranteed by central/state governments, the endeavor at all times being to reduce volatility caused by interest rate movements.

**SCHEME DETAILS**

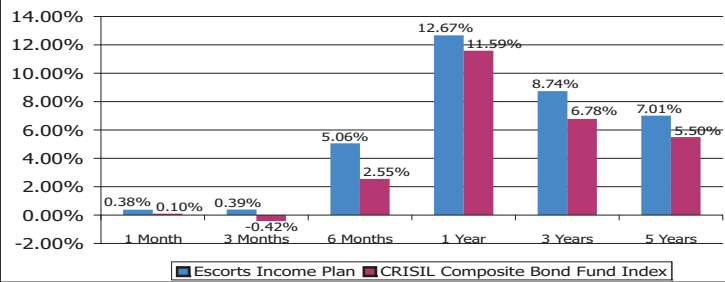
Load & Investment Amount		NAV as on 31-07-2009	
Entry Load	Nil	Growth	28.2792
Exit Load	0.50% if exit<=6months	Dividend	11.2771
Min. Inv.	Rs 1000	Bonus	14.8904

The scheme has given 115 Dividends since inception. Last three Div. in May, Jun & Jul'09 @ 0.70%.

**PORTFOLIO ALLOCATION - ESCORTS INCOME PLAN**



**Escorts Income Plan V/s CRISIL Composite Bond Fund Index**



**PORTFOLIO AS ON 31st JULY, 2009**

NAME	% TO NAV	NAME	% TO NAV
1. RECL	18.77	7. Fullerton India Credit Co. Ltd.	16.82
2. Tata Sons Ltd.	14.99	<b>Total Commercial Paper</b>	<b>16.82</b>
3. ICICI Home Finance	14.63	8. FCI	5.76
4. ICICI Bank	10.23	<b>Total Government Securities</b>	<b>5.76</b>
5. SBI	10.15	<b>Net Current Assets</b>	<b>4.75</b>
6. Andhra Bank	3.90	<b>Total Investments</b>	<b>100.00</b>
<b>Total Bonds</b>	<b>72.67</b>		

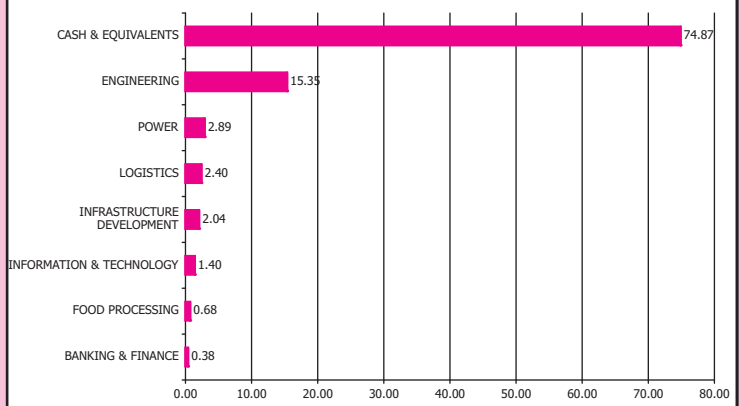
**ESCORTS GROWTH PLAN**

**Investment Objective :** The scheme invests in well-researched stocks with a judicious mix of Large Cap and Mid Cap. Special emphasis is made to discover and invest in undervalued stocks with potential to outperform index on its own business strength at any given time. Due care is also taken to diversify the portfolio across sectors and stocks.

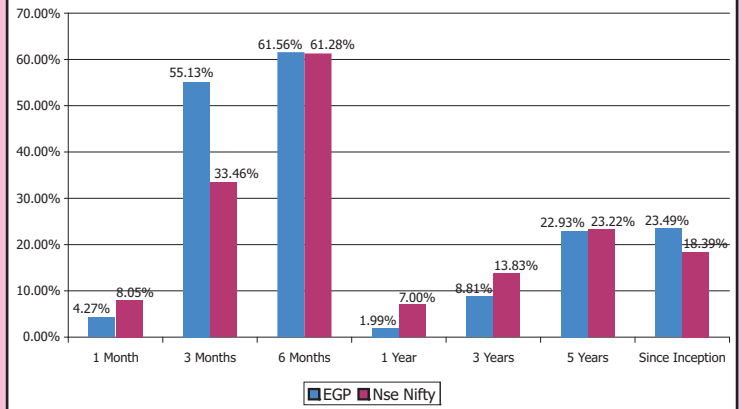
**SCHEME DETAILS**

Load & Investment Amount			NAV as on 31-07-2009	
Entry Load	Nil		Growth	57.9490
Exit Load	1% if exit <=2Yrs		Dividend	11.1199
Min. Inv.	Rs 1000			
Dividend	Dec'03	Mar'05	Mar'06	Mar'07
Rate (%)	80	40	50	30

**EQUITY ALLOCATION - ESCORTS GROWTH PLAN**



**EGP Vs NSE Nifty**



**PORTFOLIO AS ON 31st JULY, 2009**

NAME	% TO NAV	NAME	% TO NAV
1. Genus Power Infrastructure Ltd.	7.24	9. Marg Constructions Ltd.	1.29
1. Voltamp Transformers Ltd.	3.89	10. Techno Electric & Engineering Co. Ltd.	1.01
2. Sunil Hitech Engineering Ltd.	3.16	11. Temptation Foods Ltd.	0.68
3. Hindustan Dorr-Oliver Ltd.	2.99	12. Roman Tarmat Ltd.	0.39
4. HBL Power Systems Ltd.	2.89	13. Sriram Transport Finance Co. Ltd.	0.38
5. Mcnally Bharat Engineering Co. Ltd.	2.74	14. Supreme Infrastructure India Ltd.	0.35
6. Arshiya International Ltd.	2.40	<b>Total Equity</b>	<b>25.13</b>
7. Mazda Ltd.	1.56	<b>Net Current Assets</b>	<b>74.87</b>
8. ICSA(India) Ltd.	1.40	<b>Total Net Assets</b>	<b>100.00</b>

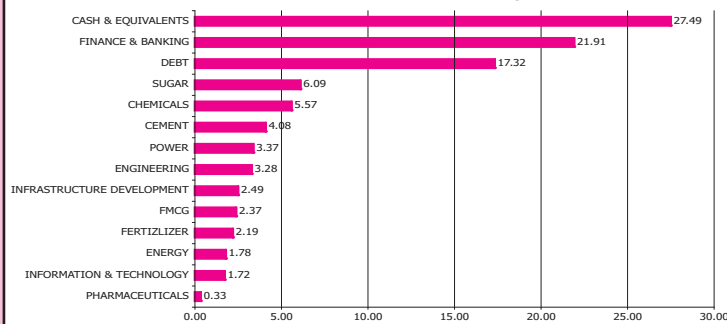
## ESCORTS HIGH YIELD EQUITY PLAN

**Investment Objective:** To generate income by investing predominantly in well diversified portfolio of equity stocks providing high dividend yields. The scheme aims to generate regular returns and long term capital appreciation by investing in value stocks with stable high dividend yields.

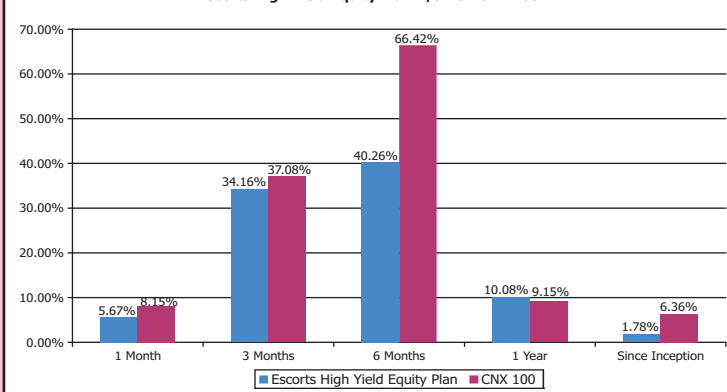
### SCHEME DETAILS

Load & Investment Amount		NAV as on 31-07-2009		
Entry Load	Nil	Growth	10.4820	
Exit Load	1% if exit <=2Yrs	Dividend	9.2306	
Min. Inv.	Rs 1000	Bonus	10.5002	
Dividend	Jun'07	Sep'07	Dec'07	Mar'08
Rate (%)	3	4	5	3

### PORTFOLIO ALLOCATION - ESCORTS HIGH YIELD EQUITY PLAN



### Escorts High Yield Equity Plan V/s NSE CNX 100



### PORTFOLIO AS ON 31st JULY, 2009

NAME	% TO NAV	NAME	% TO NAV
1. LIC Housing Finance Ltd.	4.59	20. Voltamp Transformers Ltd.	1.54
1. LIC Housing Finance Ltd.	4.40	21. India Cements Ltd.	1.50
2. Tata Chemicals Ltd.	3.03	22. ING Vyasa Bank Ltd.	1.46
3. Union Bank of India	2.79	23. Power Finance Corporation Ltd.	1.39
4. State Bank Of India Ltd.	2.59	24. Apar Industries Ltd.	1.20
5. Gujarat Ambuja Cement Ltd.	2.58	25. Sunil Hitech Engineering Ltd.	1.14
6. Punjab National Bank	2.47	26. The Dhampur Sugar Mills Ltd.	1.01
7. ITC Ltd.	2.37	27. Oriental Bank of Commerce	0.98
8. Andhra Bank Ltd.	2.20	28. Jupiter Biosciences Ltd.	0.92
9. Gujarat Narmada Valley Fertilizers Co.	2.19	29. Marg Constructions Ltd.	0.62
10. Rural Electrification Corporation Ltd.	2.17	30. TIL Ltd.	0.60
11. Bajaj Hind. Ltd.	1.86	31. Ranbaxy Laboratories Ltd.	0.33
12. Vijaya Bank	1.82	32. Land Development Co. Ltd.	0.12
13. Allahabad Bank Ltd.	1.81	<b>Total Equity</b>	<b>55.19</b>
14. Suzlon Energy Ltd.	1.78	33. Government Securities 0.19% Frb 2015	0.18
15. Hindustan Construction Co. Ltd.	1.75	<b>Total Government Securities</b>	<b>0.18</b>
16. Bartonics India Ltd.	1.72	34. JK Cement Ltd.	17.15
17. United Phosphorus Ltd.	1.63	<b>Total Commercial Paper</b>	<b>17.15</b>
18. Balrampur Chini Mills Ltd.	1.63	<b>Net Current Assets</b>	<b>27.49</b>
19. Shree Renuka Sugars Ltd.	1.59	<b>Total Net Assets</b>	<b>100.00</b>

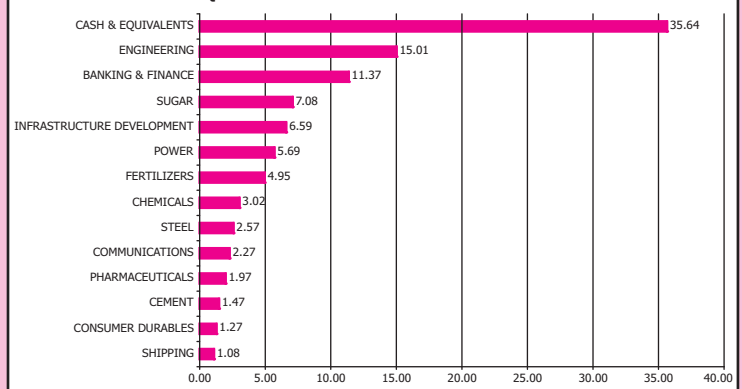
## ESCORTS LEADING SECTORS FUND

**Investment Objective:** To Provide capital appreciation or income distribution by investing in companies from Leading Sectors, depending upon their growth prospects and sustainability of future earnings growth.

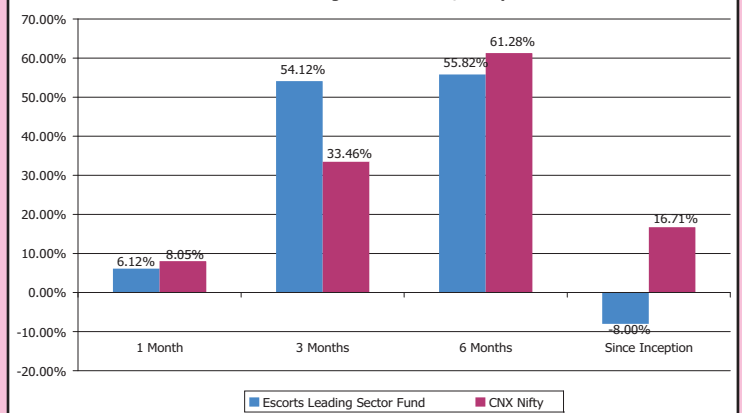
### SCHEME DETAILS

Load & Investment Amount		NAV as on 31-07-2009	
Entry Load	Nil	Growth	9.1415
Exit Load	1% if exit <=2Yrs	Dividend	9.1414
Min. Inv.	Rs 1000		

### EQUITY ALLOCATION - ESCORTS LEADING SECTORS FUND



### Escorts Leading Sectors Fund V/s Nifty



### PORTFOLIO AS ON 31st JULY, 2009

NAME	% TO NAV	NAME	% TO NAV
1. L&T Ltd.	4.22	17. Sunil Hitech Engineering Co. Ltd.	2.23
2. Mncally Bharat Engineering Co.	3.32	18. Balrampur Chini Mills Ltd.	2.16
3. Tata Chemicals Ltd.	3.02	19. Venus Remedies Ltd.	1.97
4. Hindustan Construction Co. Ltd.	2.87	20. Bajaj Hind. Ltd.	1.80
5. Areva T&D Ltd.	2.85	21. Shree Renuka Sugars Ltd.	1.64
6. Rural Electrification Corporation Ltd.	2.84	22. The Dhampur Sugar Mills Ltd.	1.48
7. Jyoti Structures Ltd.	2.57	23. India Cements Ltd.	1.47
8. Gujarat Narmada Valley Fertilizers Co.	2.57	24. Selan Exploration Technology Ltd.	1.45
9. IRB Infrastructure Developers Ltd.	2.54	25. Canara Bank	1.40
10. Power Trading Corporation Ltd.	2.54	26. Videocon Industries Ltd.	1.27
11. State Bank Of India Ltd.	2.54	27. Praj Industries Ltd.	1.27
12. TIL Ltd.	2.52	28. Ivrcl Infrastructure & Project Ltd.	1.17
13. Allahabad Bank Ltd.	2.48	29. The Great Eastern Shipping Co. Ltd.	1.08
14. Punjab National Bank	2.41	<b>Total Equity</b>	<b>64.36</b>
15. Chambal Fertilizers & Chemicals Ltd.	2.38	<b>Net Current Assets</b>	<b>35.64</b>
16. Onmobile Global Ltd.	2.27	<b>Total Net Assets</b>	<b>100.00</b>

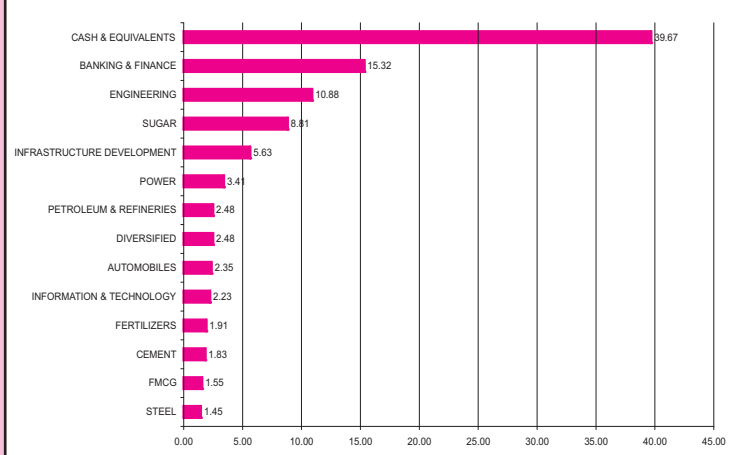
## ESCORTS TAX PLAN

**Investment Objective:** The scheme aims to achieve long-term capital appreciation by maintaining diversified portfolios of equities across sectors. Investments are made essentially in large cap stocks. Mid Cap companies with proven fundamentals and having potential to outperform the market are also chosen for investments.

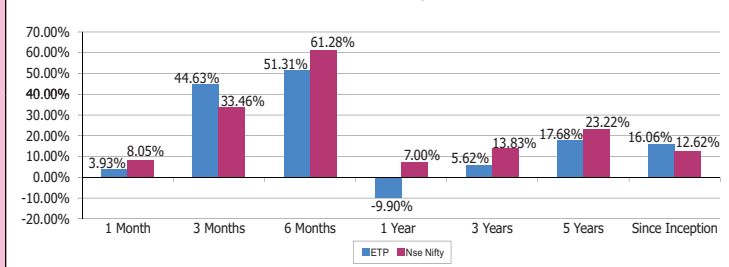
### SCHEME DETAILS

Load & Investment Amount				NAV as on 31-07-2009	
Entry Load	Nil			Growth	40.1823
Exit Load	Nil			Dividend	9.4252
Min. Inv.	Rs 500				
Dividend	Mar'04	Mar'05	Mar'06	Mar'07	Mar'08
Rate (%)	80	30	35	25	30

EQUITY ALLOCATION - ESCORTS TAX PLAN



ETP Vs NSE Nifty



### PORTFOLIO AS ON 31st JULY, 2009

NAME	% TO NAV	NAME	% TO NAV
1. Bajaj Hind. Ltd.	2.75	19. ACC Ltd.	1.83
2. Andhra Bank Ltd.	2.68	20. Titagarh Wagons Ltd.	1.73
3. Power Finance Corporation Ltd.	2.52	21. Sunil Hitech Engineering Ltd.	1.66
4. Gas Authority Of India Ltd.	2.48	22. ITC Ltd.	1.55
5. Balrampur Chini Mills Ltd.	2.46	23. ICSA (India) Ltd.	1.52
6. Power Trading Corporation Ltd.	2.45	24. JSW Steel Ltd.	1.45
7. Hindustan Construction Co. Ltd.	2.43	25. Kalindee Rail Nirmaan (Engineers) Ltd.	1.44
8. Shree Renuka Sugars Ltd.	2.43	26. Reliance Industries Ltd.	1.42
9. Axis Bank Ltd.	2.38	27. Indian Bank Ltd.	1.34
10. Maruti Udyog Ltd.	2.35	28. Apar Industries Ltd.	1.30
11. Monally Bharat Engineering Co. Ltd.	2.30	29. J. Kumar Infraprojects Ltd.	1.20
12. Rural Electrification Corporation Ltd.	2.10	30. The Dhampur Sugar Mills Ltd.	1.17
13. Punjab National Bank	2.00	31. Karuturi Networks Ltd.	1.06
14. Jai Prakash Associates	2.00	32. Omnitech Infosolutions Ltd.	0.71
15. Union Bank of India	1.94	<b>Total Equity</b>	<b>60.33</b>
16. Gujrat Narmada Valley Fertilizer Co.	1.91	<b>Net Current Assets</b>	<b>39.67</b>
17. Bharat Earth Movers Ltd.	1.88	<b>Total Net Assets</b>	<b>100.00</b>
18. Larsen & Toubro Ltd.	1.88		

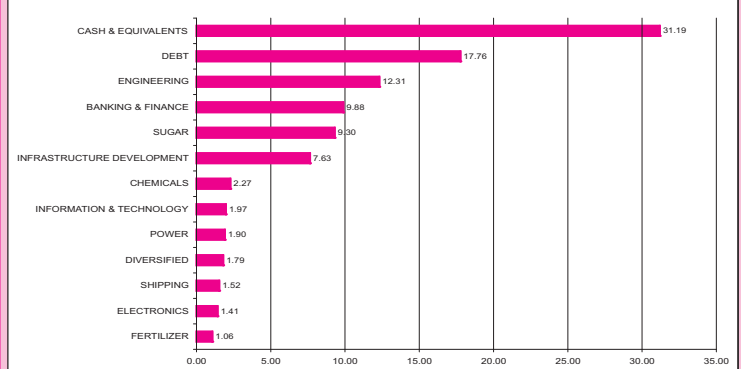
## ESCORTS BALANCED FUND

**Investment Objective:** An open-ended balanced scheme, with the investment objective to generate long term capital appreciation and current income from a portfolio of equity & fixed-income securities.

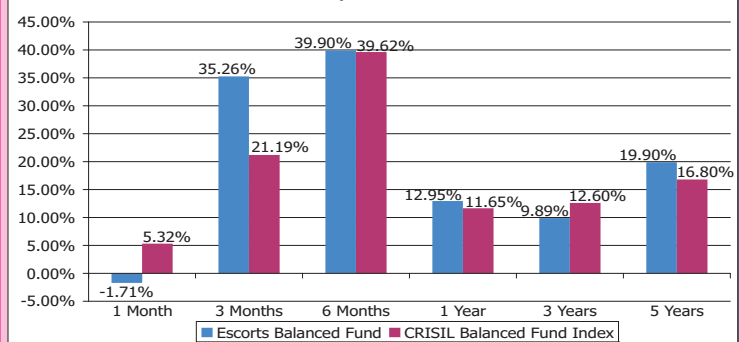
### SCHEME DETAILS

Load & Investment Amount					NAV as on 31-07-2009	
Entry Load	Nil				Growth	51.8201
Exit Load	1% if exit <=2Yrs				Dividend	11.5779
Min. Inv.	Rs 1000					
Dividend	Mar'02	Dec'03	Mar'05	Mar'06	Mar'07	Mar'08
Rate (%)	10	45	70	40	20	30

PORTFOLIO ALLOCATION - ESCORTS BALANCED FUND



Escorts Balanced Fund V/s CRISIL Balanced Fund Index



### PORTFOLIO AS ON 31st JULY, 2009

NAME	% TO NAV	NAME	% TO NAV
1. L&T Ltd.	3.21	19. The Great Eastern Shipping Co.	1.52
2. Balrampur Chini Mills Ltd.	3.12	20. Praj Industries Ltd.	1.49
3. Allahabad Bank	2.90	21. MIC Electronics Ltd.	1.41
4. Bajaj Hind. Ltd.	2.72	22. Kalindee Rail Nirman (Engineers) Ltd.	1.37
5. Sunil Hitech Engineering Ltd.	2.69	23. The Dhampur Sugar Mills Ltd.	1.16
6. Jai Prakash Associates	2.53	24. Gujrat Narmada Valley Fertilizers Co.	1.06
7. Jyoti Structures Ltd.	2.41	25. Indian Bank	0.94
8. Voltamp Transformers Ltd.	2.31	26. Anu Laboratories Ltd.	0.79
9. Union Bank of India	2.30	27. TRF Ltd.	0.30
10. Shree Renuka Sugars Ltd.	2.30	<b>Total Equity</b>	<b>51.05</b>
11. Power Trading Corporation Ltd.	2.09	28. PFC	9.88
12. Bartonics India Ltd.	1.97	29. ICICI	2.82
13. Pratibha industries Ltd.	1.96	<b>Total Bonds</b>	<b>12.70</b>
14. Areva T&D India Ltd.	1.90	30. JK Cement Ltd.	7.88
15. Sintex Industries Ltd.	1.79	<b>Total Commercial Paper</b>	<b>7.88</b>
16. IDFC Ltd.	1.64	<b>Net Current Assets</b>	<b>28.36</b>
17. Supreme Infrastructure India Ltd.	1.60	<b>Total Net Assets</b>	<b>100.00</b>
18. HCC Ltd.	1.54		

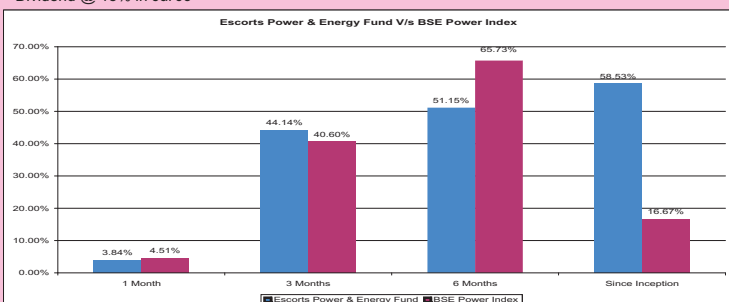
## ESCORTS POWER & ENERGY FUND

**Investment Objective:** To Provide income distribution and/or medium to long term capital gains by investing predominantly in equity/equity-related instruments of the companies in the Power/Energy Sector and/or Debt/Money-Market instruments.

### SCHEME DETAILS

Load & Investment Amount		NAV as on 31-07-2009	
Entry Load	Nil	Growth	15.3604
Exit Load	1% if exit <=2Yrs	Dividend	13.8727
Min. Inv.	Rs 1000		

Dividend @ 15% in Jul'09



### PORTFOLIO AS ON 31st JULY, 2009

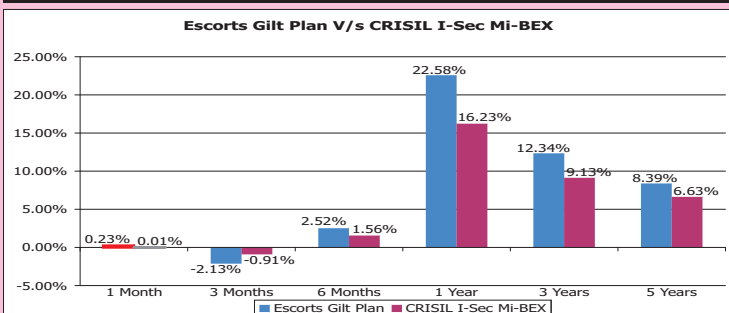
NAME	% TO NAV	NAME	% TO NAV
1. Govt. Securities 0.19% FRB 2015	3.25	13. Power Grid Corporation Ltd.	2.38
<b>Total Government Securities</b>	<b>3.25</b>	14. Power Trading Corporation Ltd.	2.31
2. Rural Electrification Corporation Ltd.	3.60	15. Monally Bharat Engineering Co.	2.01
3. Power Finance Corporation Ltd.	3.56	16. Tata Power Ltd.	1.98
4. Kac International Ltd.	3.55	17. CESC Ltd.	1.91
5. Gvk Power & Infrastructure Ltd.	3.30	18. GMR Infrastructure Ltd.	1.45
6. Indotech Transformers Ltd.	3.25	19. Neyveli Lignite Corporation Ltd.	1.39
7. Crompton Greaves Ltd.	2.99	20. ICSA (India) Ltd.	1.39
8. Jyoti Structures Ltd.	2.94	21. Sunil Hi-tech Engineering Ltd.	0.81
9. Godavari Power & Ispat Ltd.	2.86	<b>Total Equity Shares</b>	<b>49.82</b>
10. Voltas Ltd.	2.78	<b>Net Current Assets (Liability)</b>	<b>46.93</b>
11. National Thermal Power Corporation Ltd.	2.73	<b>Total Net Assets</b>	<b>100.00</b>
12. Reliance Energy Ltd.	2.63		

### ESCORTS GILT PLAN

**Investment Objective:** The Scheme will invest in risk free government securities to provide capital appreciation and superior returns by minimizing interest rate risk and actively managing portfolio maturity.

### SCHEME DETAILS

Load & Investment Amount		NAV as on 31-07-2009	
Entry Load	Nil	Growth	20.2857
Exit Load	0.50% if exit <=6months	Dividend	18.5147
Min. Inv.	Rs 1000		
Dividend	Sep'01	Dec'01	Mar'02
Rate (%)	30	30	20



### PORTFOLIO AS ON 31st JULY, 2009

NAME	% TO NAV	NAME	% TO NAV
1. Govt. Securities 8.23% GOI FCI 2027	95.48	<b>Net Current Assets</b>	<b>4.52</b>
2. 6.20% TNSDL 2015	0.01	<b>Total Net Assets</b>	<b>100.00</b>
<b>Total Government Securities</b>	<b>95.48</b>		



## ESCORTS MUTUAL FUND

11, Scindia House, Connaught Place, New Delhi-110001  
Tel.:(Direct) 91-11 43587415, 43587420 Fax: 91-11-43587436  
Visit us at : [www.escortsmutual.com](http://www.escortsmutual.com), [help@escortsmutual.com](mailto:help@escortsmutual.com)

### WHERE TO REACH US

**Agra:** 9837891777, 9897072526, **Ahmedabad:** 602, 6th Floor Sakar 5 Behind Natraj Cinema Ashram Road Ahmedabad-380014 Tel-9327050566, 9879134342, 079-26582036 . **Allahabad:** 132 B/28, Anant Raj Plaza Complex, Shop-6, MG Rd. Allahabad, Pin:211001 Tel-9838037901, 0532-2424108, **Bangalore:**-Unit No-401 4th Floor No 12 Richmond Tower Richmond Road Bangalore- 560025 Tel- 080-41145216, **Bhopal:** Mob.: 9303460739, **Bhuwaneshwar:** Arihant Plaza, Shop No.6 Ground Floor, B-50, Shaheed Nagar, Bhuwaneshwar (Orissa)-7511007 Tel-9861090234,0674-2540106, **Bokaro:** Sector 1C Qr No 178 Bokaro Steel City Jharkhand-827001 Tel-9334171028, 9835772583 **Chandigarh:** SCO-50-51,1st Floor Sector-17A Chandigarh-160017, Tel-0172-5078628, **Delhi:** 11 Scindia House Connaught Place K G Marg, New Delhi-110001 Tel-9350004359, 9971811169, 43587420, 43587415 **Dehradun:** Shop No. 23, 1st Floor, Rohini Plaza, 11-E, Rajpur Road, Dehradun-248001 Tel.-9927700144, 0135-2650142, **Faridabad:** Post Office, Escorts Nagar, Building, 1st Floor, Near Escorts Plant-1, Main Mathura road, Faridabad, Pin: 121005, Tel- 9873180688, **Gurgaon:** 9873180688, 9899431879, **Ghaziabad:** 9873180688, 9718316562 **Jaipur:** 2nd floor, Kataria Bhawan, M I Road, Jaipur-302001, Tel-9314519533, **Jamshedpur:** Kamani Centre Shop No-119 Third Floor Bistupur Jamshedpur-831001 Tel-9709169223, 0657-2321909, **Jodhpur:** Exchange Building Shop No 17-B 18 Mezzanine First Floor First Chopasani Road Jodhpur Tel-9829212716, 0291-2652716 **Kanpur:** Office No-311 Third Floor Kan Chambers 14/113 Civil Lines Kanpur-208001 Tel-9838427271, 0512-2367927 **Karnal** - SCO 98, 2nd floor, Mugal Kanal Market Tel - 09255734734. **Kolkata:** Crescent tower First Floor 229 AJC Bose Road Kolkata-700020 Tel.033-40036013. **Lucknow:** Chitrahra Second Floor 3 Nawal Kishore Road Lucknow-226001 Tel 9839107801, 9918101099, 0522-3261208, **Mumbai:**Room No 1B -1 Mezzanine Level 20 Raja Bahadur Mansion Ambalal Doshi Marg Hamam Street Behind BSE Fort Mumbai-400023 Tel-022-22626595, **Nagpur:** PMR Business Centre, Office-203, 2nd Floor, Laxmi Bhuvan square, Dharmapeth, Nagpur, Pin:440010, Tel-9881122258, **Noida:** Shop No.76, 1st Floor, Ansal Fortune Arcade, Sector 18, Noida, Pin: 201301 Tel-9899431879, 9873180688, **Patna:**114-B Ashoka Place Exhibition Road Patna-800001 Tel-9835066510, 9334179682, 9308398877,0612-2500340, **Pune:** Global Trade Centre, Office No.8, 1/1, Rambaug Colony, LBS road, Navi Peth Pune-411030, Tel-9890809099, 9890571038, 020-24335460, **Siliguri:** Tel-9933049191, 9832007082, **Vadodra:** Siddharth Complex, Office No. 215, 2nd Floor, RC Dutta Road, Vadodra Pin: 390007, Tel-9327050566, 9974144904, 0265-3249118, **Varanasi:** B-21/2A, Chinatown Complex, Kamaksha, Nr. Rathyatra Crossing, Varanasi, Pin: 221010 Tel: 9839125720, 0542-2400954.

**Disclaimer:** Opinions expressed are subject to change without notice. This report is informative only and under no circumstances is to be used or considered as an offer to sell or solicitation of an offer to buy any security. The AMC/Trustees accept no liability whatsoever for any direct or consequential loss arising from any use of this fund fact sheet or further communication given in relation to this fund fact sheet.

**Statutory Details:** Escorts Mutual Fund has been constituted as Trust under the Indian Trusts Act, 1982 with Escorts Finance Limited as its Sponsor/settler and Escorts Investment Trust Limited as its sole Trustee. Escorts Asset Management Limited has been incorporated under the provisions of the Companies Act, 1956 and has been appointed as the Investment Manager of Escorts Mutual Fund.

**Risk Factors:** All Mutual Funds and securities investments are subject to market risks and there is no assurance and no guarantee that the Fund's objectives will be achieved. As with any investment in stocks and shares, the Net Asset Value (NAV) of the Units issued under the Scheme can go up or down depending on the factors and forces affecting the capital markets. The names of the schemes do not in any manner indicate either the quality of the schemes or their future prospects of returns. Past performance of the Sponsor / Mutual Fund does not guarantee the future performance of the Schemes of the Mutual Fund. Please read the SID before investing.