

ESCORTS MUTUAL FUND

Fact Sheet March 2009

Debt Market Update

The downward global economic spiral continues apace. Meanwhile governments have promised to spend unimaginable sums in stimulus package. The governments all over the world continue to unveil expansionary fiscal policies. Central banks have also taken several measures (Monetary and fiscal) to stimulate demand and moderate the impact of the global downturn and credit crunch on their economies. As part of stimuli programme III, Govt. of India has announced surprise cut in excise duty on bulk cement, service tax each by 2 per cent. Consequent to the announcement of fiscal stimulus packages, the market-borrowing programme of the Central Government for 2008-09 was raised to Rs.3,42,769 crore (gross) and Rs.2,66,539 crore (net) as against the budgeted amount of Rs.1,76,453 crore (gross) and Rs.99,000 crore (net).

The yield on 10-year GOI most traded note 2018 benchmark bond rose to 6.33% from 6.17% previous month level due to continuous weekly borrowing by govt. With the last installment of advance tax payment due on Mar. 15, there may be minor pressure on call rate, as there is ample liquidity in the market because call rate is still well below 4.00 per cent level.

Equity Market Update

Overview: The BSE Sensex was at 9363.58 in the beginning of the month and Nifty was at 2872.35. By the end of the month, Sensex was at 8891.61, down 471.57 points (-5.04%), and Nifty was at 2763.65, down 108.7 points (-3.78%). Small and Mid cap indices underperformed the large caps. All Sectors registered negative growth except BSE Auto (+8.59%) and BSE FMCG (+0.55%), the worst performing were BSE Bankex (-12.60%) & BSE CD (-12.18%). FIIs continued to be the net seller to the tune of Rs 2436.60 cr in February. Domestic Institutions also continued to be net seller in February to the tune of Rs 1495.50 cr worth. WPI based inflation declined to 3.36 % for the week ended on Feb 14, 2009. The GDP grew at a slower than expected 5.3% in Q3 Dec 2008, sharply lower from 7.6% in Q2 Sep 2008.

Outlook:

Global investors are off-loading Indian stocks. FIIs had pulled out a massive Rs 52,998.70 crore in calendar year 2008, as against an inflow of a huge Rs 71,486.50 crore in calendar year 2007. Fears of further bad news from the US financial sector are likely to keep sentiments subdued. The US unemployment data reinforces fears of world's largest economy in a severe slump. Inflation fell to 3.36% for week ended Feb, 14 on falling commodities prices and shrinking demand. Falling inflation has provided room for the Reserve Bank of India (RBI) to cut interest rates further to shield domestic economy from the impact of the global financial sector crisis and recession in key global economies. Stock specific buying on a likely interest rate cuts could restrict losses. The Standard & Poor's (S&P) Ratings Services on 24 February 2009 warned that it might cut India's credit rating to junk, saying the nation's fiscal position may be unsustainable in the medium term. The warning followed government's forecast that fiscal deficit for current fiscal year ending 31 March 2009 will balloon to 6% of gross domestic product from the initial target of 2.5%. The Govt. on 24 February 2009, announced a surprise cut in indirect tax levies that has limited impact on the market. More or less, the market will follow global cues and respond likely.

ESCORTS OPPORTUNITIES FUND

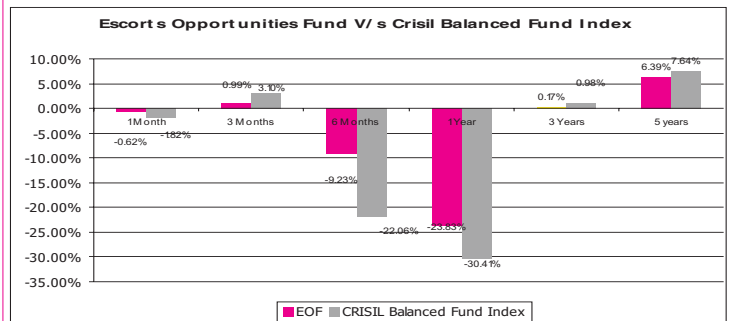
Investment Objective: The scheme seeks stable and regular income through an actively managed portfolio of stocks, bonds and money market instruments. The asset allocation is dynamically planned to capture the best of the opportunities in equity and debt. Exposure in equity is a blend of large and mid cap stocks, skewed largely towards the well-researched blue chips. In debt, the scheme invests mainly in Central and State Government debt papers besides PSUs and bank bonds. The highlight of the scheme is the extensive use of derivatives not only as a hedging tool but also in generating regular income, which in turn enhances the overall portfolio's risk-adjusted return.

SCHEME DETAILS

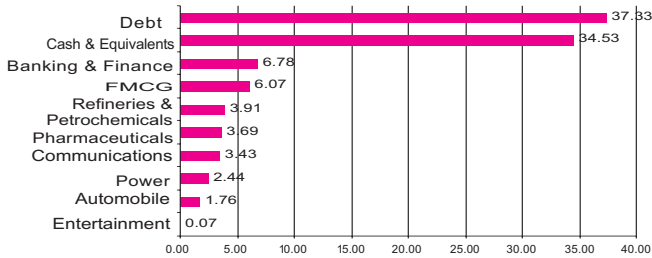
Load/Inv. Amt	Option-A	Option-B	NAV as on 27-02-2009	
Entry Load	1.25%	NIL	Growth	23.5443
Exit Load	1% if Exit <=365 Days		Dividend	9.9645
Min. Inv.	Rs.1000 Growth/ Div. RI, 30000 Div. Payout	Rs 50000	Bonus	-
Dividend	Apr'02-Mar'06	Apr'06-Sep'07	Oct'07-Sep'08	Nov'08-Jan'09
Rate	1.25% (47-Div.)	1.5% (18 Div.)	1.6% (12 Div.)	0.86% (3 Div.)

PORTFOLIO AS ON 27- FEBRUARY 2009

NAME	% TO NAV	NAME	% TO NAV
1 ITC LTD.	2.43	33 POWER TRADING CORP. LTD.	0.10
2 HINDUSTAN LEVER LTD.	1.96	34 PYRAMID SAMIRA THEATRE LTD.	0.07
3 HERO HONDA MOTORS LTD.	1.76	35 NESTLE LTD.	0.03
4 COLGATE PALMOLIVE LTD.	1.65	TOTAL EQUITY	28.14
5 TATA TELESERVICES MAHARASHTRA LTD.	1.54	36 HDFC	5.96
6 MAHANAGAR TELEPHONE NIGAM LTD.	1.51	37 CHOLAMANDLAM DBS	3.26
7 BHARAT PETROLEUM CORP. LTD.	1.27	38 ICICI HOME FINANCE	2.96
8 GAS AUTHORITY OF INDIA LTD.	1.21	39 ICICI BANK	0.74
9 UNION BANK OF INDIA LTD.	1.07	40 ANDHRA BANK	0.69
10 NATIONAL THERMAL POWER CORP. LTD.	1.07	41 ICICI	0.26
11 RANBAXY LABORATORIES LTD.	1.07	42 POWER FINANCE CORPORATION	0.20
12 RURAL ELECTRIFICATION CORP. LTD.	1.04	43 INDUSTRIAL FINANCE CORP. OF INDIA	0.09
13 CIPLA INDIA LTD.	0.94	44 KARNATAKA STATE FINANCE CORP. LTD.	0.05
14 LUPIN LTD.	0.77	TOTAL BONDS	14.22
15 SYNDICATE BANK LTD.	0.73	45 FIRST LEASING CO.	4.01
16 POWER FINANCE CORP. LTD.	0.70	46 CHOLA DBS	3.37
17 DABUR INDIA LTD.	0.68	47 LIC HOUSING FINANCE LTD.	1.97
18 CANARA BANK LTD.	0.65	TOTAL NON CONVERTIBLE DEBENTURES	9.34
19 IDBI LTD.	0.64	48 0.19% FRB 2015	1.85
20 ANDHRA BANK LTD.	0.64	49 8.23% GOI FCI 2027	0.07
21 INDIAN OIL CORP. LTD.	0.57	50 8.75% GOI	0.06
22 STATE BANK OF INDIA LTD.	0.50	TOTAL GOVERNMENT SECURITIES	1.98
23 PETRONET LNG LTD.	0.50	51 ICICI BANK	5.89
24 IDFC LTD.	0.48	TOTAL CERTIFICATE OF DEPOSIT	5.89
25 PUNJAB NATIONAL BANK	0.45	52 TATA CAPITAL LTD.	2.95
26 ALLAHABAD BANK LTD.	0.40	53 BIRLA GLOBAL FINANCE LTD.	1.50
27 BHARTI AIRTEL LTD.	0.38	54 L&T FINANCE LTD.	1.44
28 HINDUSTAN PETROLEUM CORP. LTD.	0.37	TOTAL COMMERCIAL PAPER	5.90
29 POWERGRID CORP. OF INDIA LTD.	0.32	NET CURRENT ASSETS	34.53
30 SUN PHARMACEUTICALS INDIA LTD.	0.23	TOTAL INVESTMENTS	100.00
31 DENA BANK LTD.	0.22		



PORTFOLIO ALLOCATION- ESCORTS OPPORTUNITIES FUND



ESCORTS INCOME PLAN

Investment Objective: The primary focus of the scheme is to preserve capital and to provide steady returns. Investments are made mainly in papers issued and/or guaranteed by central/state governments, the endeavor at all times being to reduce volatility caused by interest rate movements.

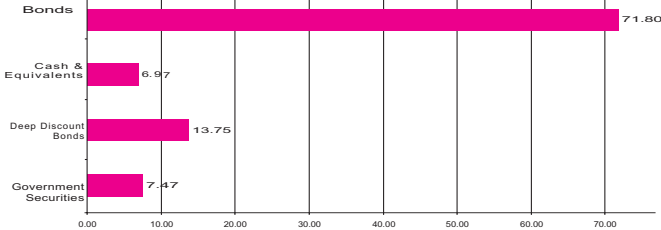
SCHEME DETAILS

Load/Inv. Amt	Option-A	Option-B	NAV as on 27-02-2009	
Entry Load	Nil	Nil	Growth	27.1085
Exit Load	CDSL*	Nil	Dividend	11.1315
Min. Inv.	Rs 1000	Rs 10000	Bonus	14.2743

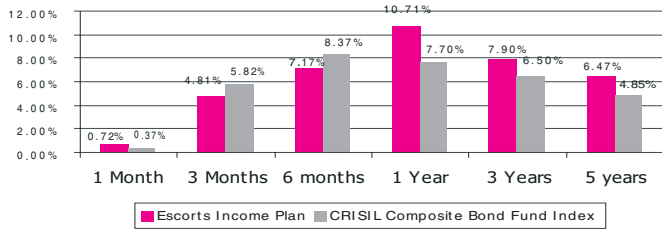
*0.75% if exit <=3months, 0.5%>3months & <=6months, .25%>6months & <=9months.

Dividend: 113 Dividends Since May 1998 (@0.40% every month since May 2008).

PORTFOLIO ALLOCATION- ESCORTS INCOME PLAN



Escorts Income Plan V/s CRISIL Composite Bond Fund Index



PORTFOLIO AS ON 27- FEBRUARY, 2009

NAME	% OF NAV	NAME	% OF NAV
1 RECL	16.83	6 NABARD	13.75
2 ICICI BANK	16.79	7 TOTAL DEEP DISCOUNT BONDS	13.75
3 ANDHRA BANK	15.72	8 GOI FCI (SPL)	7.47
4 ICICI HOME FINANCE	13.34	9 TOTAL GOVERNMENT SECURITIES	7.47
5 SBI	9.13	10 NET CURRENT ASSET	6.97
TOTAL BONDS	71.80	TOTAL	100.00

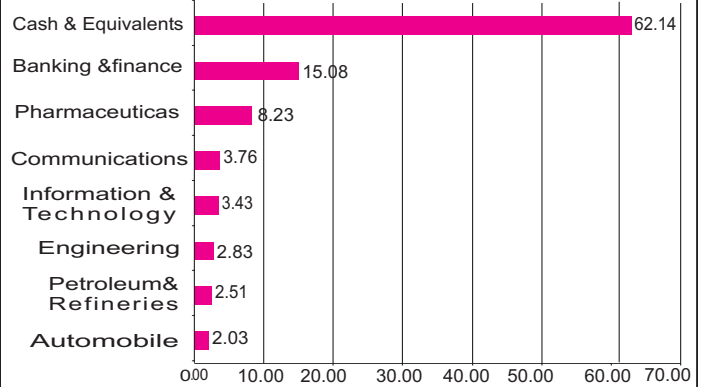
ESCORTS GROWTH PLAN

Investment Objective : The scheme invests in well-researched stocks with a judicious mix of Large Cap and Mid Cap. Special emphasis is made to discover and invest in undervalued stocks with potential to outperform index on its own business strength at any given time. Due care is also taken to diversify the portfolio across sectors and stocks.

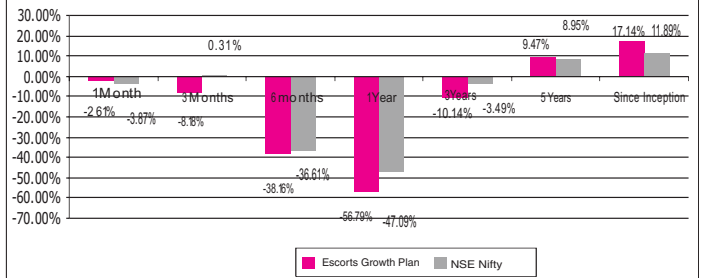
SCHEME DETAILS

Load & Investment	Amount	NAV as on 27-02-2009				
Entry Load	2.25%	Growth	34.9331			
Exit Load	1% if exit<=6months, 0.5% if exit>6months & <=1year	Dividend	6.7014			
Min. Inv.	Rs 1000	Bonus				
Dividend	Dec'03	Mar'05	Mar'06	Mar'07	Mar'08	
Rate	80%	40%	50%	30.00%	30.00%	

SECTOR ALLOCATION - ESCORTS GROWTH PLAN



Escorts Growth Plan V/s Nifty



PORTFOLIO AS ON 27- FEBRUARY 2009

NAME	% TO NAV	NAME	% TO NAV
1 INDIAN OVERSEAS BANK LTD.	3.87	11 VOLTAMP TRANSFORMERS LTD.	1.81
2 TATA TELESERVICES MAHARASHTRRA LTD.	3.76	12 ICSA (INDIA) LTD.	1.77
3 POWER TRADING CORPORATION LTD.	3.60	13 MICRO TECHNOLOGIES (INDIA) LTD.	1.66
4 INDIAN BANK LTD.	3.44	14 IDFC LTD.	1.58
5 SRIRAM TRANSPORT FINANCE CO. LTD.	2.58	15 OPTO CIRCUITS INDIA LTD.	1.00
6 LUPIN LTD.	2.58	16 HBL POWER SYSTEMS LTD.	0.64
7 DABUR INDIA LTD.	2.54	17 TITAGARH WAGONS LTD.	0.37
8 GAS AUTHORITY OF INDIA LTD.	2.51	TOTAL EQUITY	37.86
9 CIPLA INDIA LTD.	2.11	18 NET CURRENT ASSETS	62.14
10 HERO HONDA MOTORS LTD.	2.03	TOTAL NET ASSETS	100.00

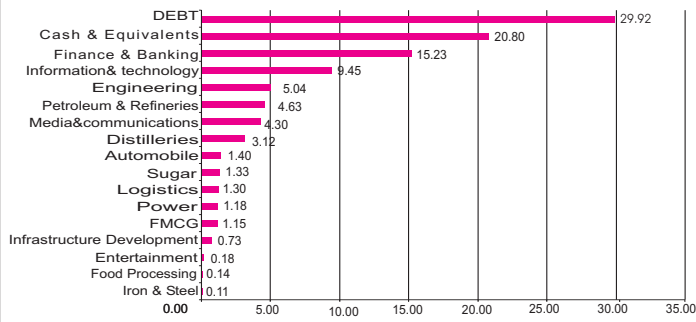
ESCORTS HIGH YIELD EQUITY PLAN

Investment Objective : To generate income by investing predominantly in well diversified portfolio of equity stocks providing high dividend yields. The scheme aims to generate regular returns and long term capital appreciation by investing in value stocks with stable high dividend yields.

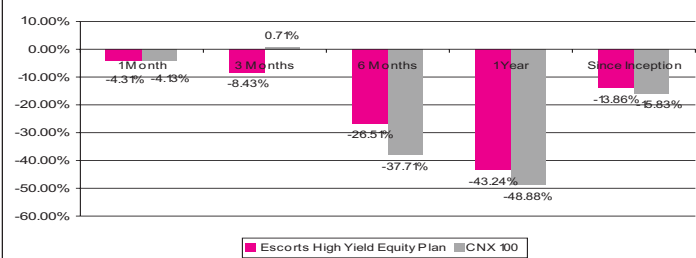
SCHEME DETAILS

Load & Investment Amount		NAV as on 27-02-2009	
Entry Load	2.25%	Growth	7.1513
Exit Load	1% if exit<=6months, 0.5% if exit>6months & <=1year	Dividend	6.2974
Min. Inv.	Rs. 1000/-	Bonus	7.1636
Dividend	Jun'07 Sep'07	Dec'07 Mar'08	
Rate	3% 4%	5% 3%	

EQUITY ALLOCATION- ESCORTS HIGH YIELD EQUITY PLAN



Escorts High Yield Equity Plan V/s NSE CNX100



PORTFOLIO AS ON 27- FEBRUARY 2009

NAME	% TO NAV	NAME	% TO NAV
1 BHARAT HEAVY ELECTRICALS LTD.	5.04	26 FINANCIAL TECHNOLOGIES LTD.	1.06
2 UNION BANK OF INDIA	4.44	27 NIIT TECHNOLOGIES LTD.	0.96
3 MAHANAGAR TELEPHONE NIGAM LTD.	4.30	29 DENA BANK LTD.	0.92
4 ANDHRA BANK LTD.	3.67	30 HINDUSTAN CONSTRUCTION CO. LTD.	0.73
5 UNITED SPIRITS LTD.	3.12	31 STATE BANK OF INDIA LTD.	0.69
6 INFOSYS TECHNOLOGIES LTD.	2.88	32 PYRAMID SAIMIRA THEATRE LTD.	0.18
8 PUNJAB NATIONAL BANK	1.97	33 HERITAGE FOODS (INDIA) LTD.	0.14
9 GAS AUTHORITY OF INDIA LTD.	1.87	34 OCL IRON & STEEL LTD.	0.11
12 HCL TECHNOLOGIES LTD.	1.85	35 MICRO TECHNOLOGIES INDIA LTD.	0.10
13 CASTROL INDIA LTD.	1.54	36 LAND DEVELOPMENT CO. LTD.	0.02
14 HERO HONDA MOTORS LTD.	1.40	TOTAL EQUITY	49.28
15 HCL INFOSYS LTD.	1.34	37 BIRLA GLOBAL FINANCE LTD.	16.39
17 SHREE RENUKA SUGARS LTD.	1.33	38 L&T FINANCE LTD.	5.55
18 GATEWAY DISTRI PARKS LTD.	1.30	TOTAL BONDS	21.94
19 BARTONICS INDIA LTD.	1.26	39 NABARD	5.71
20 HINDUSTAN PETROLEUM CORP. LTD.	1.22	TOTAL DEEP DISCOUNT BONDS	5.71
21 POWER FINANCE CORP. LTD.	1.21	40 ICICI BANK	2.27
22 RURAL ELECTRIFICATION CORP LTD.	1.18	TOTAL CERTIFICATE OF DEPOSIT	2.27
23 INDIAN OVERSEAS BANK	1.18	41 NET CURRENT ASSETS	20.80
24 ALLAHABAD BANK LTD.	1.16	TOTAL NET ASSETS	100.00
25 TATA COFFEE LTD.	1.15		

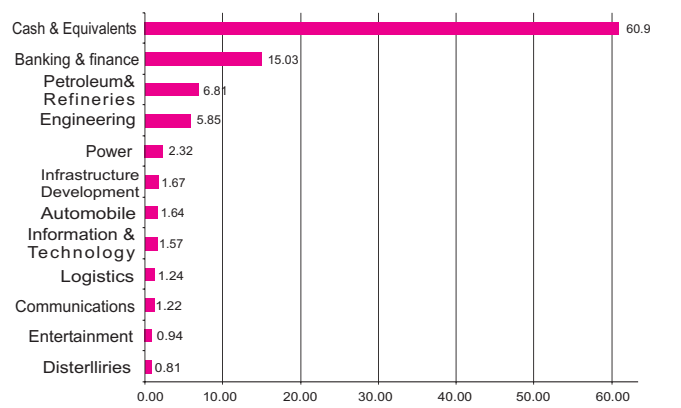
ESCORTS LEADING SECTORS FUND

Investment Objective: To Provide capital appreciation or income distribution by investing in companies from Leading Sectors, depending upon their growth prospects and sustainability of future earnings growth.

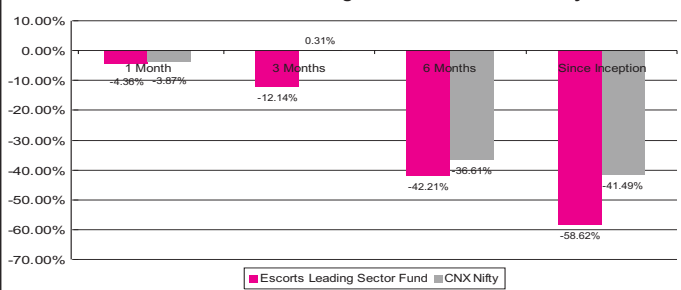
SCHEME DETAILS

Load & Investment Amount		NAV as on 27-02-2009	
Entry Load	2.25%	Growth	5.6112
Exit Load	1% if exit<=6months, 0.5% if exit>6months & <=1year	Dividend	5.6117
Min. Inv.	Rs 5000	Bonus	-

SECTOR ALLOCATION- ESCORTS LEADING SECTORS FUND



Escorts Leading Sectors Fund V/s Nifty



PORTFOLIO AS ON 27- FEBRUARY 2009

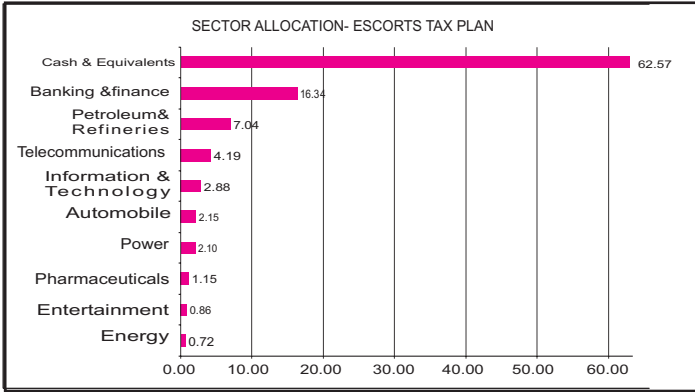
NAME	% TO NAV	NAME	% TO NAV
1 SRIRAM TRANSPORT FINANCE CO. LTD.	5.19	13 KAVERI TELECOM PRODUCTS LTD.	1.22
2 INDIAN OIL CORPORATION LTD.	4.35	14 INDIAN BANK LTD.	1.22
3 VOLTAMP TRANSFORMERS LTD.	2.81	15 TITAGARH WAGONS LTD.	1.10
4 HINDUSTAN PETROLEUM CORP LTD.	2.47	16 HINDUSTAN CONSTRUCTION CO. LTD.	1.03
5 RURAL ELECTRIFICATION CORP LTD.	2.32	17 ICICI BANK LTD.	0.96
6 INDIAN OVERSEAS BANK LTD.	2.18	18 PYRAMID SAIMIRA THEATRE LTD.	0.94
7 HBL POWER SYSTEMS LTD.	1.94	19 BARTONICS INDIA LTD.	0.88
8 ALLAHABAD BANK LTD.	1.90	20 UNITED SPIRITS LTD.	0.81
9 STATE BANK OF INDIA LTD.	1.81	21 ICSA (INDIA) LTD.	0.68
10 ANDHRA BANK LTD.	1.77	22 IVRCL INFRASTRUCTURE & PROJECT LTD.	0.64
11 HERO HONDA MOTORS LTD.	1.64	TOTAL EQUITY	39.10
12 GATEWAY DISTRI PARKS LTD.	1.24	23 NET CURRENT ASSETS	60.90
		TOTAL NET ASSETS	100.00

ESCORTS TAX PLAN

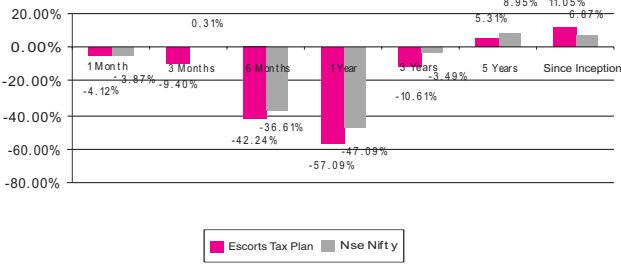
Investment Objective: The scheme aims to achieve long-term capital appreciation by maintaining diversified portfolios of equities across sectors. Investments are made essentially in large cap stocks. Mid Cap companies with proven fundamentals and having potential to outperform the market are also chosen for investments.

SCHEME DETAILS

Load & Investment Amount				NAV as on 27-02-2009	
Entry Load	2.25%			Growth	25.4632
Exit Load	Nil			Dividend	5.9739
Min. Inv.	Rs 500			Bonus	-
Dividend	Mar'04	Mar'05	Mar'06	Mar'07	Mar'08
Rate	80%	30%	35%	25%	30%



Escorts Tax Plan V/s NSE Nifty



PORTFOLIO AS ON 27- FEBRUARY 2009

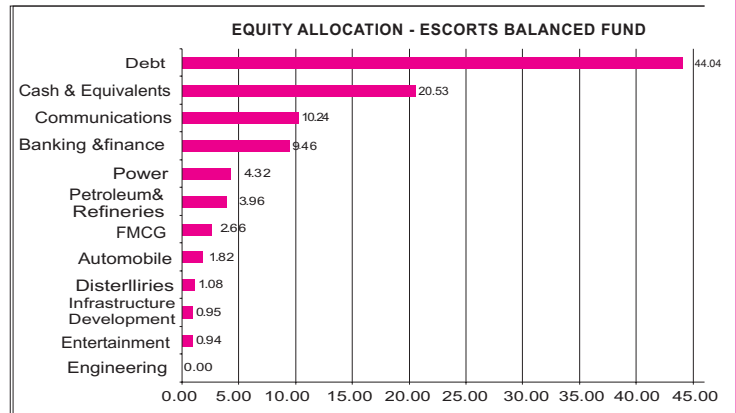
NAME	% TO NAV	NAME	% TO NAV
1 TATA TELESERVICES MAHARASHTRA LTD.	4.19	15 DENA BANK LTD.	1.12
2 POWER FINANCE CORP. LTD.	2.67	16 STATE BANK OF INDIA LTD.	1.09
3 GAS AUTHORITY OF INDIA LTD.	2.61	17 ALLAHABAD BANK LTD.	0.86
4 HINDUSTAN PETROLEUM CORP. LTD.	2.19	18 PYRAMID SAIMIRA THEATRE LTD.	0.86
5 HERO HONDA MOTORS LTD.	2.15	19 INDIAN OIL CORP. LTD.	0.78
6 ANDHRA BANK LTD.	2.14	20 SUZLON ENERGY LTD.	0.72
7 RURAL ELECTRIFICATION CORP. LTD.	2.10	21 OMNITECH INFOSOLUTIONS LTD.	0.71
8 PUNJAB NATIONAL BANK	2.04	22 POWER TRADING CORP. LTD.	0.64
9 CANARA BANK LTD.	1.77	23 INDIAN BANK LTD.	0.61
10 FINANCIAL TECHNOLOGIES LTD.	1.66	24 INDIAN OVERSEAS BANK LTD.	0.55
11 AXIS BANK LTD.	1.55	25 NIIT TECHNOLOGIES LTD.	0.51
12 OIL & NATURAL GAS CORP. LTD.	1.47	TOTAL EQUITY	37.43
13 UCO BANK LTD.	1.29	26 NET CURRENT ASSETS	62.57
14 RANBAXY LABORATORIES LTD.	1.15	TOTAL NET ASSETS	100.00

ESCORTS BALANCED FUND

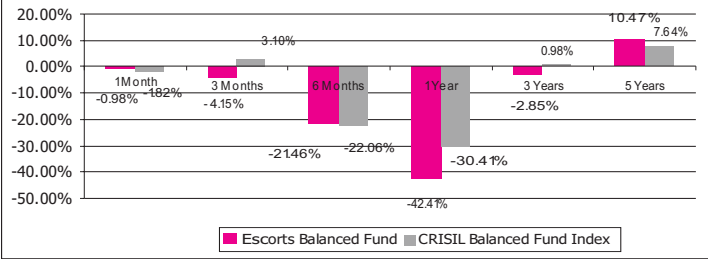
Investment Objective: An open-ended balanced scheme, with the investment objective to generate long term capital appreciation and current income from a portfolio of equity & fixed-income securities.

SCHEME DETAILS

Load & Investment Amount					NAV as on 27-02-2009	
Entry Load	2.25%				Growth	36.6778
Exit Load	Nil				Dividend	8.1924
Min. Inv.	Rs 1000				Bonus	-
Dividend	Mar'02	Dec'03	Mar'05	Mar'06	Mar'07	Mar'08
Rate	10%	45%	70%	40%	20%	30%



Escorts Balanced Fund V/s CRISIL Balanced Fund Index



PORTFOLIO AS ON 27- FEBRUARY 2009

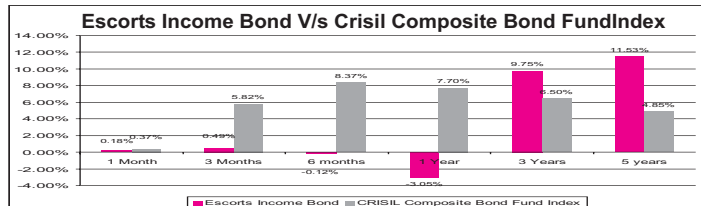
NAME	% TO NAV	NAME	% TO NAV
1 TATA TELESERVICES MAHARASHTRA LTD.	10.24	14 PYRAMID SAIMIRA THEATRE LTD.	0.94
2 INDIAN OVERSEAS BANK LTD.	4.02	15 UNION BANK OF INDIA	0.28
3 ITC LTD.	2.66	TOTAL EQUITY	35.42
4 NATIONAL THERMAL POWER CORP. LTD.	2.61	16 12.25% KARNATAKA SDL	0.87
5 PUNJAB NATIONAL BANK	2.58	TOTAL GOVERNMENT SECURITIES	0.87
6 GAS AUTHORITY OF INDIA LTD.	2.14	17 ICICI	3.70
7 HINDUSTAN PETROLEUM CORP. LTD.	1.82	TOTAL BONDS	3.70
8 HERO HONDA MOTORS LTD.	1.82	18 ICICI BANK	2.86
9 RURAL ELECTRIFICATION CORP. LTD.	1.71	TOTAL CERTIFICATE OF DEPOSIT	2.86
10 DENA BANK LTD.	1.37	19 BIRLA GLOBAL FINANCE LTD.	36.61
11 ORIENTAL BANK OF COMMERCE	1.20	TOTAL COMMERCIAL PAPER	36.61
12 UNITED SPIRITS LTD.	1.08	20 NET CURRENT ASSETS	20.53
13 IVRCL INFRASTRUCTURE & PROJECT LTD.	0.95	TOTAL NET ASSETS	100.00

ESCORTS INCOME BOND

Investment Objective :To generate current income by investing predominantly in a well diversified portfolio of Fixed Income Securities with moderate risk levels. This income may be complemented by possible Capital Appreciation.

SCHEME DETAILS

Load & Investment Amount		NAV as on 27-02-2009	
Entry Load	Nil	Growth	22.9377
Exit Load	Nil	Dividend	19.3592
Min. Inv.	Rs 1000	Bonus	-



PORTFOLIO AS ON 27- FEBRUARY, 2009

NAME	% TO NAV
1 ANDHRA BANK	12.38
2 RECL	11.93
TOTAL BONDS	24.31
3 NABARD	13.17
TOTAL DEEP DISCOUNT BONDS	13.17
4 0.19% FRB 2015	10.88
5 GOI 11.03% 2012	6.96
6 NET CURRENT ASSETS	44.68
TOTAL GOVERNMENT SECURITIES	17.8
TOTAL INVESTMENTS	100.00

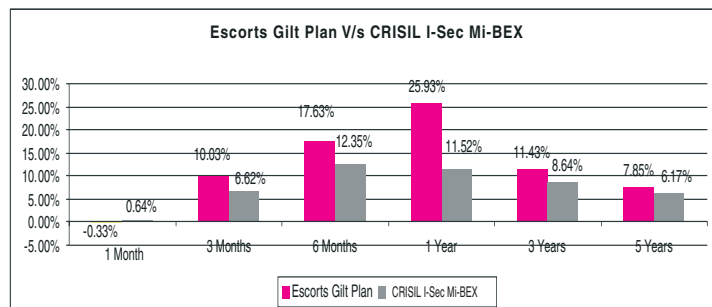
ESCORTS GILT PLAN

Investment Objective :The Scheme will invest in risk free government securities to provide capital appreciation and superior returns by minimizing interest rate risk and actively managing portfolio maturity.

SCHEME DETAILS

Load/Inv. Amt	Option-A	Option-B	NAV as on 27-02 2009	
Entry Load	Nil	Nil	Growth	19.7219
Exit Load	CDSL*	Nil	Dividend	17.9990
Min. Inv.	Rs 1000	Rs 10000	Bonus	-
Dividend	Sep'01	Dec'01	Mar'02	
Rate	30.00%	30.00%	20.00%	

*0.75% if exit <=3months, 0.5%>3months & <=6months, 0.25%>6months & <=9months.



PORTFOLIO AS ON 27- FEBRUARY 2009

NAME	% TO NAV
1 8.23% GOI FCI 2027	88.74
2 6.20% TNSDL 2015	0.00
TOTAL GOVERNMENT SECURITIES	88.74
3 NET CURRENT ASSETS	11.26
TOTAL NET ASSETS	100.00

ESCORTS MUTUAL FUND

11, Scindia House, Connaught Place, New Delhi-110001
Tel.:(Direct) 91-11 43587415, 43587420 Fax: 91-11-43587436
Visit us at : www.escortsmutual.com, help@escortsmutual.com

WHERE TO REACH US

Ahmedabad: 606 6th Floor Sakar 5 Behind Natraj Cinema Ashram Road Ahmedabad-380014 Tel- 9327050566,9879134342,079-26582036 .**Allahabad:** Tel-9838037901, **Bangalore.**-Unit No-401 4th Floor No 12 Richmond Tower Richmond Road Bangalore-560025 Tel-080-22075106, **Bhuwaneshwar:** Arihant Plaza, Shop No.6 Ground Floor,B-50, Shaheed Nagar, Bhuwaneshwar (Orissa)-7511007 Tel- 9861090234,0674-2540106, **Bokaro:**Sector1CQr No 178 Bokaro Steel City Jharkhand-827001 Tel-9334171028,9835772583 **Chandigarh:** Deepak Tower Sco-154/155Sector-17C 2nd Floor Chandigarh-160017T1 Tel-0172-5078628,**Delhi:**11Scindia House Connaught Place K G Marg, New Delhi-110001 Tel-9350004359, 9971811169, 43587420, 43587415 **Dehradun:** Tel.-9927700144 **Faridabad:** 9873180688, **Gurgaon:** 9873180688, 9899431879, **Ghaziabad:** 9873180688, 9718316562 **Jaipur:** Tel-9314519533, **Jamshedpur:**Kamani Centre Shop No-119 Third Floor Bistupur Jamshedpur-831001 Tel-9709169223,0657-2321909, **Jodhpur:** Exchange Building Shop No 17-B 18 MezzanineFirst Floor First Chopasani Road JodhpurTel-9829212716,0291-2652716, **Kanpur** Office No-311 Third Floor Kan Chambers 14/113 Civil Lines Kanpur-208001 Tel-9838427271,0512-2367927 **Karnal** - SCO 363 Mugal Kanal Market Tel - 09255734734. **Kolkata:**Crescent tower First Floor 229 AJC Bose Road Kolkata-700020 Tel.033-40036013. **Lucknow:** Chitrahara Second Floor 3 Nawal Kishore Road Lucknow-226001 Tel 9839107801, 9918101099, 0522-3261208, **Mumbai:**Room No 1B -1 Mezzanine Level 20 Raja Bahadur Mansion Ambala Doshi Marg Hamam Street Benid BSE Fort Mumbai-400023 Tel-022-22626595, **Nagpur:**Tel-9881122258, Nolda: Tel-9899431879, 9873180688, **Patna:**114-B Ashoka Place Exhibition Road Patna-800001 Tel-9835066510, 9334179682, 9308398877,0612-2500340, **Pune.** Tel-9890809099, 9890571038, **Siliguri:** Tel-9933049191,9832007082, **Varanasi:** Tel: 9839125720, **Vadodra** Tel-9327050566,9974144904.

Disclaimer: Opinions expressed are subject to change without notice. This report is informative only and under no circumstances is to be used or considered as an offer to sell or solicitation of an offer to buy any security. The AMC/Trustees accept no liability whatsoever for any direct or consequential loss arising from any use of this fund fact sheet or further communication given in relation to this fund fact sheet.

Statutory Details: Escorts Mutual Fund has been constituted as Trust under the Indian Trusts Act, 1982 with Escorts Finance Limited as its Sponsor/settler and Escorts Investment Trust Limited as its sole Trustee. Escorts Asset Management Limited has been incorporated under the provisions of the Companies Act, 1956 and has been appointed as the Investment Manager of Escorts Mutual Fund.

Risk Factors: All Mutual Funds and securities investments are subject to market risks and there is no assurance and no guarantee that the Fund's objectives will be achieved. As with any investment in stocks and shares, the Net Asset Value (NAV) of the Units issued under the Scheme can go up or down depending on the factors and forces affecting the capital markets. The names of the schemes do not in any manner indicate either the quality of the schemes or their future prospects of returns. Past performance of the Sponsor/Mutual Fund does not guarantee the future performance of the Schemes of the Mutual Fund. Please read the Offer Document before investing