



ESCORTS MUTUAL FUND

Fact Sheet

May 2009

Debt Market Update

The global financial and economic outlook continues to remain unsettled and uncertain. The latest assessment by major international agencies projecting sharp contraction in global trade volumes in 2009 has exacerbated the uncertainty. Governments and central banks all over the world have responded to the ongoing global financial crisis by initiating several large, aggressive and unconventional measures. Over the last several months, the Reserve Bank has been actively engaged in policy action to minimise the impact of the global crisis on India. RBI has in line with other central banks reduced short term rates i.e. repo and reverse repo rate each by 25 basis points to 4.75% and 3.25% respectively, keeping other rates unchanged in the annual policy statement for 2009-10.

Headline inflation, as measured by the wholesale price index (WPI), fell significantly to 0.57 per cent for the week ended 18 April 2009 from previous month level of 0.26 per cent. The yield on new 10-year GOI 2019 benchmark bond fell to 6.24% from 7.01% previous month level. Yields are likely to remain range bound due to absence of fresh clues. The details of scheduled auction (Rs. 12000 Cr) between 1-8 May 09 may provide intermediate direction to market.

The liquidity situation has improved significantly, overnight money market rates, which generally hovered above the repo rate during September-October 2008, have softened considerably. Other money market rates such as discount rates of CDs, CPs and CBLO softened in tandem with the overnight money market rates. Call rates are expected to remain easy aided by surplus liquidity in the system.

Equity Market Update

Overview: The BSE Sensex was at 9708.5 in the beginning of the month and Nifty was at 3020.95. By the end of the month, Sensex was at 11403.25, up 1694.75 points (+17.46%) and Nifty was at 3473.95, up 453 points (+15%). Mid-cap was up 557 points (+18.86%), while Small-cap index was up 694 points (+21.38%). Small and Mid cap indices outperformed the large caps. All Sectors registered positive growth. BSE Realty lead all the sectors with 36.49% growth, other major gainers are BSE Bankex (+26.59%), BSE CG (+22.31%) and BSE Metal (+18.81%). Other sectors BSE Small Cap, IT, Auto, Oil & Gas were also up between 15-18%. FIIs turned to be the net buyer to the tune of Rs 7039.9 cr in Apr. Domestic Institutions also turned to be net buyer in April to the tune of Rs 18 cr worth. Stocks kept extending gains during the month boosted by positive global cues and inflow from foreign funds.

Outlook: Recovery in the Indian and global economy and buying by foreign funds may support stocks which have witnessed a strong rally since mid-March 2009. Good Q4 March 2009 results by India Inc have supported the rally. However, political uncertainty may cap near term upside. Recent data slowing decline in housing prices and orders for US-made durable goods suggest the US economy is on a recovery path. US consumer confidence as measured by the Conference Board's sentiment index jumped more than forecast in April 2009. Consumer spending accounts for 70% of the US economy. A US recovery augurs well for Indian IT stocks. US is the biggest market for Indian IT sector. US stocks have shown some resilience to bad news of late. There had been fears that the outbreak of swine flu will derail a global economic recovery. Nearly a week after the threat emerged in Mexico, where up to 159 people have died. Meanwhile, a number of investment banks, including Goldman Sachs and Morgan Stanley, have recently raised their forecasts for China's growth for calendar 2009 citing the aggressive moves by the Chinese government to stimulate the economy. India's economy also appears to be on a recovery path. India's industrial production may have risen 10% on a monthly basis in March 2009 as the effects of a recent spate of fiscal and monetary measures started showing up, Macquarie Research said in a recent note. Property firm Unitech's Rs 1600-crore mop up through qualified institutional placement recently means that the credit crisis for the Indian corporate sector is over, but political uncertainty may cap near term upside on the bourses with polling underway for India's 15th Lok Sabha. The month-long parliamentary elections that began on 16 April 2009 will conclude on 13 May 2009. Poll estimates point to a fractured mandate. The sectors looking positive are Auto, Metal, Realty, Banking and IT.

ESCORTS OPPORTUNITIES FUND

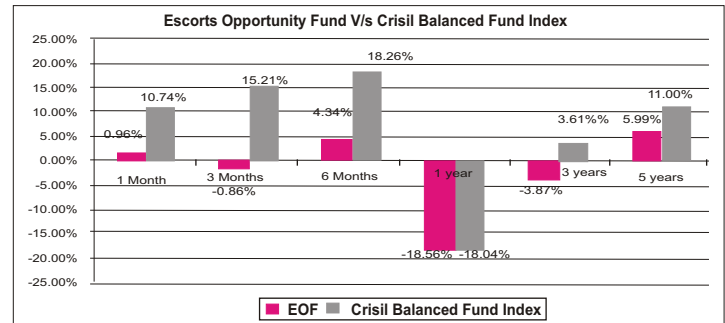
Investment Objective: The scheme seeks stable and regular income through an actively managed portfolio of stocks, bonds and money market instruments. The asset allocation is dynamically planned to capture the best of the opportunities in equity and debt. Exposure in equity is a blend of large and mid cap stocks, skewed largely towards the well-researched blue chips. In debt, the scheme invests mainly in Central and State Government debt papers besides PSUs and bank bonds. The highlight of the scheme is the extensive use of derivatives not only as a hedging tool but also in generating regular income, which in turn enhances the overall portfolio's risk-adjusted return.

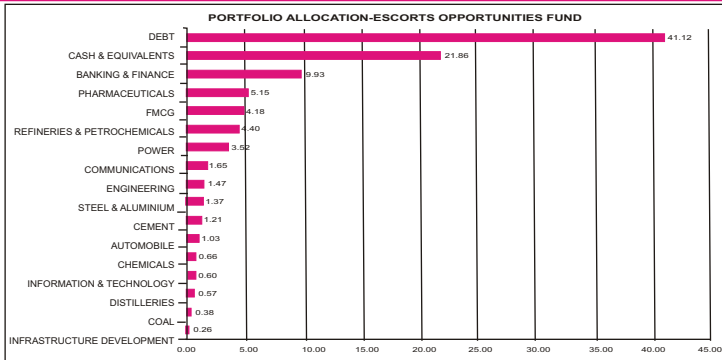
SCHEME DETAILS

Load/Inv. Amt	Option-A	Option-B	NAV as on 29-04-2009	
Entry Load	1.25%	NIL	Growth	23.4873
Exit Load	1% if Exit <=365 Days		Dividend	9.8753
Min. Inv.	Rs.1000 Growth/ Div. RI, 30000 Div. Payout	Rs 50000	Bonus	-
Dividend	Apr'02-Mar'06	Apr'06-Sep'07	Oct'07-Sep'08	Nov'08-Jan'09
Rate	1.25% (47-Div.)	1.5% (18 Div.)	1.6% (12 Div.)	0.86% (3 Div.)

PORTFOLIO AS ON 29TH APRIL 2009

NAME	% TO NAV	NAME	% TO NAV
1 Hindustan Lever Ltd.	2.14	42 Jindal Saw Ltd.	0.28
2 Cipla India Ltd.	1.87	43 Hindustan Construction Co. Ltd.	0.26
3 Colgate Palmolive Ltd.	1.54	44 State Bank Of India Ltd.	0.25
4 Bharat Petroleum Corp. Ltd.	1.38	45 Bank of Rajasthan	0.24
5 Dabur India Ltd.	1.36	46 Praj Industries Ltd.	0.21
6 Gas Authority Of India Ltd.	1.35	47 Hindustan Petroleum Corp. Ltd.	0.20
7 Power Finance Corp. Ltd.	1.32	48 Voltamp Transformers Ltd.	0.19
8 Indian Overseas Bank Ltd.	1.31	49 Punjab National Bank	0.18
9 National Thermal Power Corp. Ltd.	1.26	50 GVK Power & Infrastructure Ltd.	0.16
10 Petronet LNG Ltd.	1.18	51 United Phosphorus Ltd.	0.15
11 ITC Ltd.	1.13	52 Neyveli Lignite Corp. Ltd.	0.15
12 Powergrid Corporation Of India Ltd.	1.05	53 Tata Iron & Steel Co.	0.08
13 Hero Honda Motors Ltd.	1.03	54 Bank of India	0.08
14 Mahanagar Telephone Nigam Ltd.	0.98	55 Ashok Leyland Ltd.	0.06
15 Sun Pharmaceuticals India Ltd.	0.97	Total Equity	37.02
16 Andhra Bank Ltd.	0.92	56 HDFC	10.21
17 Rural Electrification Corp. Ltd.	0.91	57 Cholamandalam Dbs	3.20
18 Apc Ltd.	0.87	58 ICICI Home Finance	3.05
19 Canara Bank Ltd.	0.83	59 Andhra Bank	0.92
20 Power Trading Corp. Ltd.	0.81	60 ICICI Bank	1.04
21 Allahabad Bank Ltd.	0.70	61 ICICI	0.26
22 IDEA Cellular Ltd.	0.67	62 Power Finance Corp.	0.20
23 Infosys Technologies Ltd.	0.60	63 Industrial Finance Corp. Of India	0.09
24 Syndicate Bank Ltd.	0.60	64 Karnataka State Finance Corp. Ltd.	0.05
25 United Spirits Ltd.	0.57	Total Bonds	19.02
26 Steel Authority Of India Ltd.	0.56	65 First Leasing Co.	4.02
27 Punj Lloyd Ltd.	0.54	66 Chola DBS	3.39
28 IDFC Ltd.	0.51	67 LIC Housing Finance Ltd.	1.97
29 Gujarat Narmada Valley Fert. Co.	0.51	Total Non Convertible Debentures	9.37
30 Bank of Baroda	0.49	68 0.19% FRB 2015	2.89
31 IDBI Ltd.	0.49	69 8.23% GOI FCI 2027	0.27
32 Ranbaxy Laboratories Ltd.	0.48	70 8.75% GOI	0.06
33 Lupin Ltd.	0.48	71 GOI 11.03% 2012	0.03
34 Indian Bank Ltd.	0.47	Total Government Securities	3.25
35 Larsen & Toubro Ltd.	0.47	72 ICICI Bank	4.34
36 Hindalco Ltd.	0.45	Total Certificate Of Deposit	4.34
37 HDFC Bank Ltd.	0.44	73 Tata Capital Ltd.	2.96
38 Gujarat NRE Coke Ltd.	0.38	74 Birla Global Finance Ltd.	1.51
39 India Cements Ltd.	0.34	75 L&T Finance Ltd.	0.67
40 Vijaya Bank Ltd.	0.30	Total Commercial Paper	5.14
41 Oil & Natural Gas Corp. Ltd.	0.29	76 Net Current Assets	21.86
		Total Investments	100.00





ESCORTS INCOME PLAN

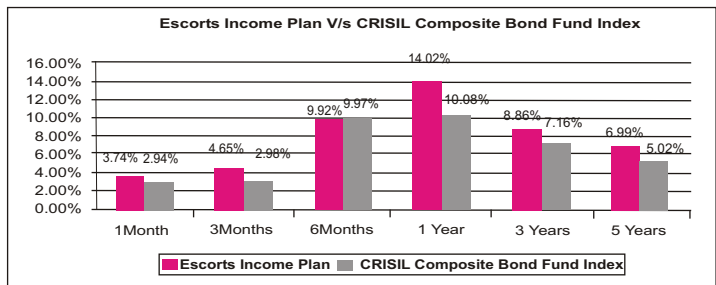
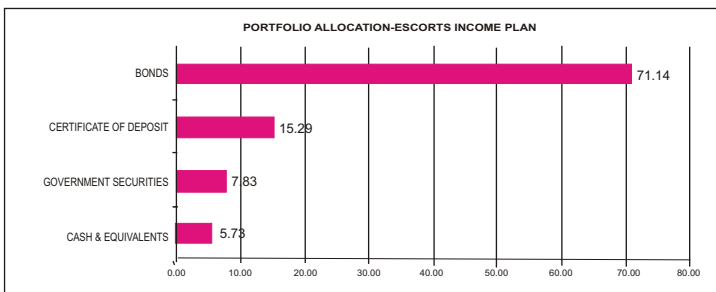
Investment Objective: The primary focus of the scheme is to preserve capital and to provide steady returns. Investments are made mainly in papers issued and/or guaranteed by central/state governments, the endeavor at all times being to reduce volatility caused by interest rate movements.

SCHEME DETAILS

Load/Inv. Amt	Option-A	Option-B	NAV as on 29-04-2009	
Entry Load	Nil	Nil	Growth	28.1687
Exit Load	CDSL*	Nil	Dividend	11.4835
Min. Inv.	Rs 1000	Rs 10000	Bonus	14.8324

*0.75% if exit <=3months, 0.5%>3months & <=6months, .25%>6months & <=9months.

Dividend: 113 Dividends Since May 1998 (@0.40% every month since May 2008).



PORTFOLIO AS ON 29TH APRIL 2009

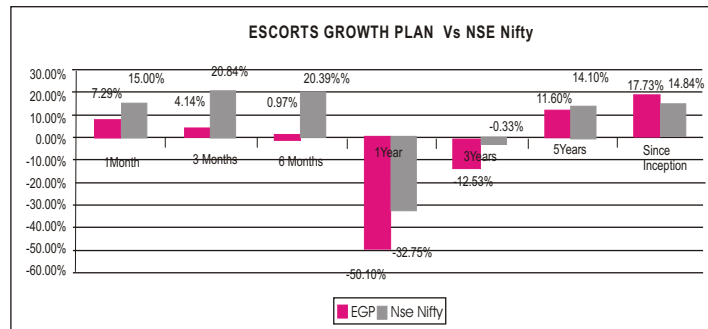
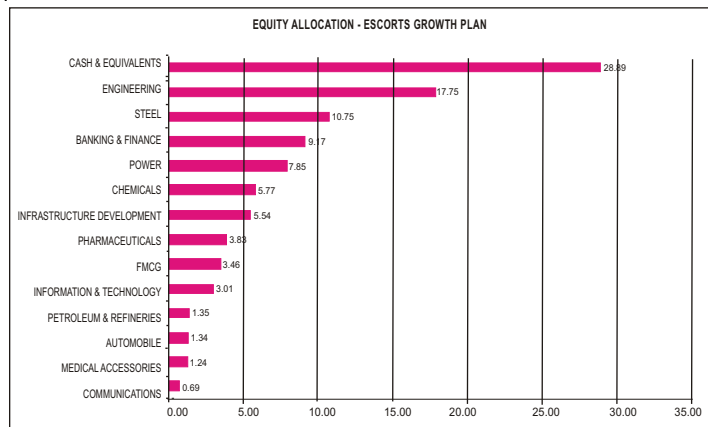
NAME	% OF NAV	NAME	% OF NAV
1 RECL	18.62	6 ICICI Bank	15.29
2 ICICI Bank	10.26	Total Certificate of Deposit	15.29
3 Andhra Bank	17.42	7 FCI	7.83
4 ICICI Home Finance	14.72	Total Govt. Securities	7.83
5 SBI	10.12	8 Net Current Assets	5.73
Total Bonds	71.14	Total Investments	100.00

ESCORTS GROWTH PLAN

Investment Objective : The scheme invests in well-researched stocks with a judicious mix of Large Cap and Mid Cap. Special emphasis is made to discover and invest in undervalued stocks with potential to outperform index on its own business strength at any given time. Due care is also taken to diversify the portfolio across sectors and stocks.

SCHEME DETAILS

Load & Investment Amount	NAV as on 29-04-2009				
Entry Load	2.25%	Growth	37.3550		
Exit Load	1% if exit<=6months, 0.5% if exit>6months & <=1year		Dividend	7.1661	
Min. Inv.	Rs 1000	Bonus			
Dividend	Dec'03	Mar'05	Mar'06	Mar'07	Mar'08
Rate	80%	40%	50%	30.00%	30.00%



PORTFOLIO AS ON 29TH APRIL 2009

NAME	% TO NAV	NAME	% TO NAV
1 Genus Power Infrastructure Ltd.	4.61	17 Voltamp Transformers Ltd.	2.27
2 Kalingee Rail Nirman(Eng.) Ltd.	3.87	18 Action Constr. Equip. Ltd.	2.18
3 Welspun Gujrat Stahi Rohrn Ltd.	3.80	19 Monnet Ispat Ltd.	2.06
4 Yes Bank Ltd.	3.79	20 Titagarh Wagons Ltd.	1.88
5 KS Oils Ltd.	3.46	21 Adhunik Metaliks Ltd.	1.79
6 GTL Infrastructure Ltd.	3.36	22 Bank Of Maharashtra Ltd.	1.74
7 Jubilant Organics Ltd.	3.25	23 Hindustan Petroleum Corp. Ltd.	1.35
8 Elecon Engineering Co. Ltd.	3.23	24 Hero Honda Motors Ltd.	1.34
9 Bank Of Rajasthan Ltd.	3.23	25 Opto Circuits India Ltd.	1.24
10 Patel Engineering Ltd.	3.20	26 Punj Lloyd Ltd.	0.87
11 Electrosteel Castings Ltd.	3.10	27 HBL Power Systems Ltd.	0.77
12 Rolta India Ltd.	3.01	28 Tania Solutions Ltd.	0.69
13 JSW Steel Ltd.	2.58	29 Ankur Drugs & Pharma Ltd.	0.59
14 Gujrat Narmada Valley Fert. Co.	2.53	30 Sream Transp. Finance Co. Ltd.	0.42
15 Jyoti Structures Ltd.	2.47	Total Equity	71.11
16 Praj Industries Ltd.	2.43	31 Net Current Assets	28.89
		Total Net Assets	100.00

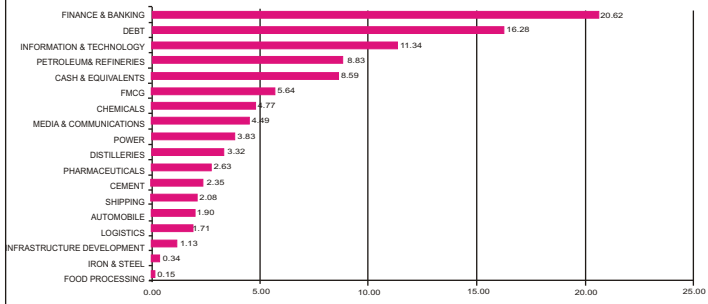
ESCORTS HIGH YIELD EQUITY PLAN

Investment Objective : To generate income by investing predominantly in well diversified portfolio of equity stocks providing high dividend yields. The scheme aims to generate regular returns and long term capital appreciation by investing in value stocks with stable high dividend yields.

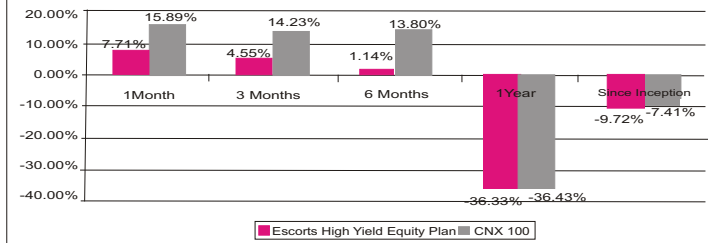
SCHEME DETAILS

Load & Investment Amount		NAV as on 29-04-2009	
Entry Load	2.25%	Growth	7.8132
Exit Load	1% if exit<=6months, 0.5% if exit>6months & <=1year	Dividend	6.8802
Min. Inv.	Rs. 1000/-	Bonus	7.8266
Dividend	Jun'07	Sep'07	Dec'07
Rate	3%	4%	5%
			3%

PORTFOLIO ALLOCATION-ESCORTS HIGH YIELD EQUITY PLAN



Escorts High Yield Equity Plan V/s NSE CNX 100



PORTFOLIO AS ON 29TH APRIL 2009

NAME	% TO NAV	NAME	% TO NAV
1 Mahanagar Telephone Nigam Ltd.	4.49	25 Indian Overseas Bank	1.51
2 Andhra Bank Ltd.	3.47	26 HCL Infosys Ltd.	1.48
3 LIC Housing Finance Ltd.	3.42	27 Rural Electrification Corporation Ltd.	1.45
4 United Spirits Ltd.	3.32	28 Vijaya Bank	1.43
5 Infosys Technologies Ltd.	3.30	29 Allahabad Bank Ltd.	1.40
6 ONGC Ltd.	2.70	30 Bartonics India Ltd.	1.37
7 Tata Chemicals Ltd.	2.68	31 NIIT Technologies Ltd.	1.30
8 Cipla India Ltd.	2.63	32 Power Finance Corporation Ltd.	1.20
9 Union Bank of India	2.56	33 Tata Coffee Ltd.	1.17
10 State Bank Of India Ltd.	2.39	34 Hindustan Petroleum Corporation Ltd.	1.12
11 Areva T&D Ltd.	2.38	35 Hindustan Construction Co. Ltd.	1.09
12 ITC Ltd.	2.36	36 Dena Bank Ltd.	1.01
13 ACC Ltd.	2.35	37 Ocl Iron & Steel Ltd.	0.34
14 HCL Technologies Ltd.	2.24	38 Heritage Foods (India) Ltd.	0.15
15 Punjab National Bank	2.24	39 Land Development Co. Ltd.	0.04
16 Tata Tea Ltd.	2.12	Total Equity	75.13
17 Gujarat Narmada Valley Fertilizers Co.	2.09	40 0.19% Frb 2015	0.23
18 The Great Eastern Shipping Co. Ltd.	2.08	Total Government Securities	0.23
19 Maruti Udyog Ltd.	1.90	41 Birla Global Finance Ltd.	8.74
20 BPCL	1.81	42 L&T Finance Ltd.	5.19
21 Gateway Distriparks Ltd.	1.71	Total Bonds	13.93
22 Financial Technologies Ltd.	1.65	43 ICICI Bank	2.12
23 Castrol India Ltd.	1.60	Total Certificate Of Deposit	2.12
24 Gas Authority Of India Ltd.	1.50	44 Net Current Assets	8.59
		Total Net Assets	100.00

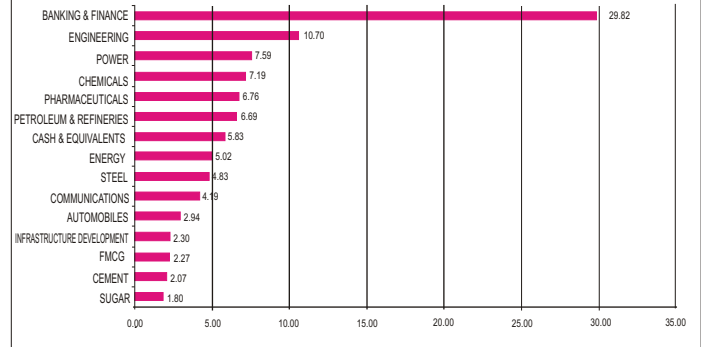
ESCORTS LEADING SECTORS FUND

Investment Objective: To Provide capital appreciation or income distribution by investing in companies from Leading Sectors, depending upon their growth prospects and sustainability of future earnings growth.

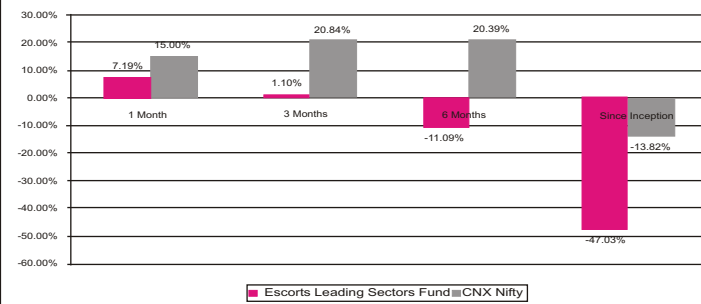
SCHEME DETAILS

Load & Investment Amount	Amount	NAV as on 29-04-2009	
Entry Load	2.25%	Growth	5.9313
Exit Load	1% if exit<=6months, 0.5% if exit>6months & <=1year	Dividend	5.9317
Min. Inv.	Rs 5000	Bonus	-

EQUITY ALLOCATION-ESCORTS LEADING SECTOR FUNDS



Escorts Leading Sectors Fund V/s Nifty



PORTFOLIO AS ON 29TH APRIL 2009

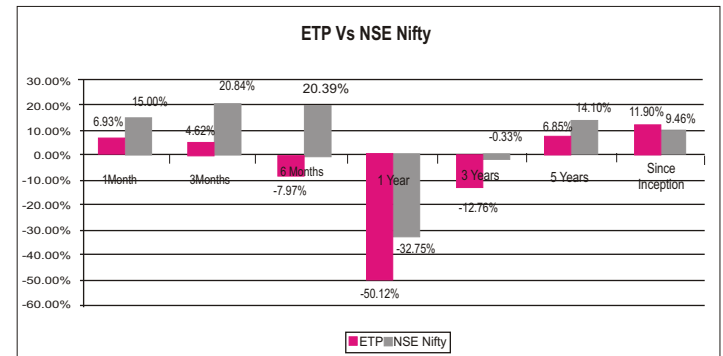
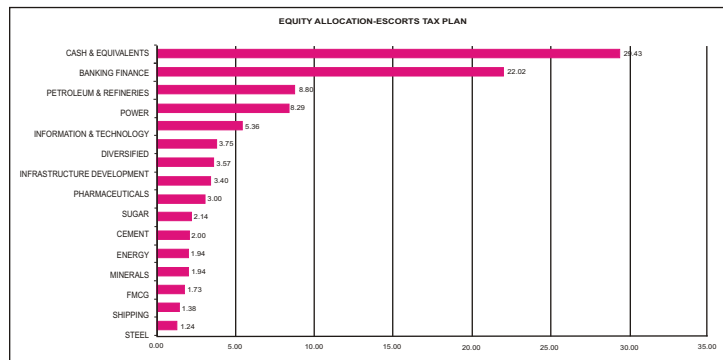
NAME	% TO NAV	NAME	% TO NAV
1 Reliance Energy Ltd.	5.02	21 IDFC	2.31
2 Indian Overseas Bank	4.64	22 ITC Ltd.	2.27
3 L&T Ltd.	4.23	23 Gas Authority of India Ltd.	2.16
4 IDEA Cellular Ltd.	4.19	24 Oil & Natural Gas Corp. Ltd.	2.08
5 Indian Bank Ltd.	3.64	25 United Phosphorus Ltd.	2.07
6 Tata Chemicals Ltd.	3.51	26 India Cements Ltd.	2.07
7 Power Trading Corp. Ltd.	3.42	27 Ranbaxy Laboratories Ltd.	2.00
8 HDFC Bank Ltd.	3.31	28 Steel Authority of India Ltd.	1.97
9 State Bank Of India Ltd.	3.08	29 Action Construction Equipment Ltd.	1.88
10 Voltamp Transformers Ltd.	3.04	30 Dabur India Ltd.	1.87
11 Maruti Udyog Ltd.	2.94	31 Bajaj Hind. Ltd.	1.80
12 Cipla India Ltd.	2.90	32 Canara Bank	1.67
13 Punjab National Bank	2.87	33 Gujarat Narmada Valley Fertilizers Co.	1.61
14 Tata Iron & Steel Co.	2.86	34 Praj Industries Ltd.	1.55
15 Areva T&D Ltd.	2.62	35 Hindustan Construction Co. Ltd.	1.34
16 Allahabad Bank Ltd.	2.52	36 Ivrcl Infrastructure & Project Ltd.	0.96
17 KEC International Ltd.	2.48	Total Equity	94.17
18 Rural Electrification Corporation Ltd.	2.48	Net Current Assets	5.83
19 Aban Offshore Ltd.	2.45	TOTAL NET ASSETS	100.00
20 Union Bank of India	2.36		

ESCORTS TAX PLAN

Investment Objective: The scheme aims to achieve long-term capital appreciation by maintaining diversified portfolios of equities across sectors. Investments are made essentially in large cap stocks. Mid Cap companies with proven fundamentals and having potential to outperform the market are also chosen for investments.

SCHEME DETAILS

Load & Investment Amount				NAV as on 29-04-2009	
Entry Load	2.25%			Growth	27.7833
Exit Load	Nil			Dividend	6.5173
Min. Inv.	Rs 500			Bonus	-
Dividend	Mar'04	Mar'05	Mar'06	Mar'07	Mar'08
Rate	80%	30%	35%	25%	30%



PORTFOLIO AS ON 29TH APRIL 2009

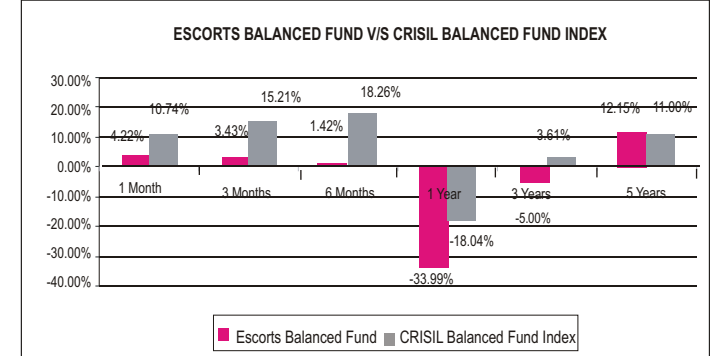
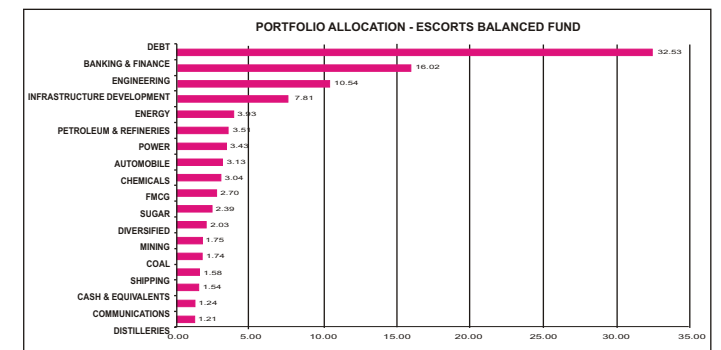
NAME	% TO NAV	NAME	% TO NAV
1 Power Trading Corporation Ltd.	2.83	22 Canara Bank Ltd.	1.82
2 Gas Authority Of India Ltd.	2.82	23 ITC Ltd.	1.73
3 Power Finance Corporation Ltd.	2.45	24 Hindustan Construction Co. Ltd.	1.70
4 Andhra Bank Ltd.	2.38	25 Jai Prakash Associates Ltd.	1.70
5 Financial Technologies Ltd.	2.37	26 Tilagarth Wagons Ltd.	1.64
6 Rural Electrification Corporation Ltd.	2.36	27 Karuluri Networks Ltd.	1.64
7 Larsen & Toubro Ltd.	2.15	28 Oil & Natural Gas Corp. Ltd.	1.59
8 Balarampur Chini Mills Ltd.	2.14	29 Voltamp Transformers Ltd.	1.58
9 Axis Bank Ltd.	2.13	30 Kalindee Rail Nirmaan (Engineers) Ltd.	1.57
10 Punjab National Bank	2.05	31 Indian Bank Ltd.	1.39
11 Union Bank of India	2.00	32 The Great Indian Eastern Shipping Co. Ltd.	1.38
12 Areva T&D Ltd.	2.00	33 Bharat Earth Movers Ltd.	1.34
13 ACC Ltd.	2.00	34 Tata Iron & Steel Co. Ltd.	1.24
14 Cipla India Ltd.	1.99	35 State Bank Of India Ltd.	1.17
15 Indian Overseas Bank Ltd.	1.97	36 Ranbaxy Laboratories Ltd.	1.01
16 Suzlon Energy Ltd.	1.94	37 Jindal Steel & Power Ltd.	1.00
17 Gujarat NRE Coke Ltd.	1.94	38 Omnitelch Infosolutions Ltd.	0.74
18 Reliance Industries Ltd.	1.93	39 Indian Oil Corporation Ltd.	0.68
19 Aban Offshore Ltd.	1.87	40 NIIT Technologies Ltd.	0.64
20 Hindustan Petroleum Corp. Ltd.	1.85	Total Equity	70.57
21 HDFC Bank Ltd.	1.85	Net Current Assets	29.43
		Total Net Assets	100.00

ESCORTS BALANCED FUND

Investment Objective: An open-ended balanced scheme, with the investment objective to generate long term capital appreciation and current income from a portfolio of equity & fixed-income securities.

SCHEME DETAILS

Load & Investment Amount					NAV as on 29-04-2009	
Entry Load	2.25%				Growth	38.3119
Exit Load	Nil				Dividend	8.5596
Min. Inv.	Rs 1000				Bonus	-
Dividend	Mar'02	Dec'03	Mar'05	Mar'06	Mar'07	Mar'08
Rate	10%	45%	70%	40%	20%	30%



PORTFOLIO AS ON 29TH APRIL 2009

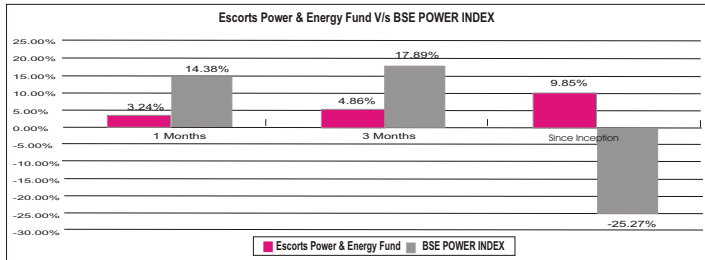
NAME	% TO NAV	NAME	% TO NAV
1 Maruti Udyog Ltd.	3.13	22 Gujarat NRE Coke Ltd.	1.74
2 ITC Ltd.	2.70	23 Punj Lloyd Ltd.	1.73
3 Jyoti Structures Ltd.	2.65	24 HDFC Bank Ltd.	1.65
4 Bank of India	2.51	25 Tilagarth Wagons Ltd.	1.64
5 Balarampur Chini Mills Ltd.	2.39	26 The Great Eastern Shipping Co.	1.58
6 Reliance Energy Ltd.	2.38	27 Gujarat Narmada Valley Fert. Co.	1.57
7 Allahabad Bank	2.23	28 Suzlon Energy Ltd.	1.55
8 Bharat Earth Movers Ltd.	2.21	29 Tata Chemicals Ltd.	1.47
9 Indian Bank	2.15	30 Union Bank of India	1.40
10 Power Trading Corp. Ltd.	2.13	31 Areva T&D India Ltd.	1.40
11 Punjab National Bank	2.04	32 Irvcl Infra. & Project Ltd.	1.36
12 National Thermal Power Corp. Ltd.	2.03	33 Kalindee Rail Nirman (Eng.) Ltd.	1.32
13 Reliance Industries Ltd.	1.93	34 IDEA Cellular Ltd.	1.24
14 HCC Ltd.	1.90	35 United Spirits Ltd.	1.21
15 Andhra Bank	1.90	Total Equity	65.94
16 Jai Prakash Associates	1.90	ICICI	3.68
17 L&T Ltd.	1.88	Total Bonds	3.68
18 ABB Ltd.	1.77	37 ICICI Bank	2.82
19 Hindustan Petroleum Corp. Ltd.	1.77	Total Certificate Of Deposit	2.82
20 Sterlite India Ltd.	1.75	38 Birla Global Finance Ltd.	26.03
21 Aban Offshore Ltd.	1.74	Total Commercial Paper	26.03
22 Gujarat NRE Coke Ltd.	1.74	Net Current Assets	1.54
23 Punj Lloyd Ltd.	1.73	Total Net Assets	100.00

ESCORTS POWER & ENERGY FUND

Investment Objective : To Provide income distribution and/or medium to long term capital gains by investing predominantly in equity/equity-related instruments of the companies in the Power/Energy Sector and/or Debt/Money-Market instruments.

SCHEME DETAILS

Load & Investment Amount		NAV as on 29-04-2009	
Entry Load	2.25%	Growth	10.6565
Exit Load	1% if exit<=6months, 0.5% if exit>6months & <=1year	Dividend	10.6562
Min. Inv.	Rs 1000	Bonus	-



PORTFOLIO AS ON 29TH APRIL 2009

NAME	% TO NAV	NAME	% TO NAV
1. Govt. Securities 0.19%FRB 2015	16.62	10. Crompton Greaves Ltd.	5.79
2. Gvk Power & Infrastructure Ltd.	8.44	11. National Thermal Power Corp. Ltd.	5.73
3. Voltamp Transformers Ltd.	7.49	12. Areva T&D India Ltd.	5.26
4. Power Finance Corporation Ltd.	7.42	13. Voltas Ltd.	4.99
5. Tata Power Ltd.	6.49	14. Godavari Power & Ispat Ltd.	4.04
6. Kec International Ltd.	6.22	Total Equity Shares	80.21
7. Rural Electrification Corp. Ltd.	6.21	15. Net Current Assets (Liability)	3.16
8. Power Grid Corporation Ltd.	6.14	Total Net Assets	100.00
9. Power Trading Corporation Ltd.	6.00		

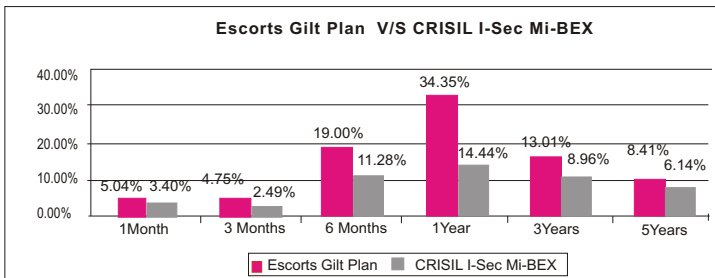
ESCORTS GILT PLAN

Investment Objective : The Scheme will invest in risk free government securities to provide capital appreciation and superior returns by minimizing interest rate risk and actively managing portfolio maturity.

SCHEME DETAILS

Load/Inv. Amt	Option-A	Option-B	NAV as on 29-04-2009	
Entry Load	Nil	Nil	Growth	20.7273
Exit Load	CDSL*	Nil	Dividend	18.9189
Min. Inv.	Rs 1000	Rs 10000	Bonus	-
Dividend	Sep'01	Dec'01	Mar'02	
Rate	30.00%	30.00%	20.00%	

*0.75% if exit <=3months, 0.5%>3months & <=6months, 0.25%>6months & <=9months.



PORTFOLIO AS ON 29TH APRIL 2009

NAME	% TO NAV
1. 8.23% GOI FCI 2027	96.90
2. 6.20% TNSDL 2015	0.00
TOTAL GOVERNMENT SECURITIES	96.91
3. NET CURRENT ASSETS	43.09
TOTAL NET ASSETS	100.00



ESCORTS MUTUAL FUND

11, Scindia House, Connaught Place, New Delhi-110001
Tel.:(Direct) 91-11 43587415, 43587420 Fax: 91-11-43587436
Visit us at : www.escortsmutual.com, help@escortsmutual.com

WHERE TO REACH US

Agra: 9837891777, 9897072526, **Ahmadabad:** 606 6th Floor Sakar 5 Behind Natraj Cinema Ashram Road Ahmedabad-380014 Tel- 9327050566,9879134342,079-26582036. **Allahabad:** 132 B/28, Anant Raj Plaza Complex, Shop-6, MG Rd. Allahabad, Pin:211001 Tel-9838037901, **Bangalore.-**Unit No-401 4th Floor No 12 Richmond Tower Richmond Road Bangalore-560025 Tel-080-22075106, **Bhuvaneshwar:** Arihant Plaza, Shop No.6 Ground Floor,B-50, Shaheed Nagar, Bhuvaneshwar (Orissa)-7511007 Tel-9861090234,0674-2540106, **Bokaro:**Sector1CQR No 178 Bokaro Steel City Jharkhand-827001 Tel-9334171028,9835772583 **Chandigarh:** SCO-50-51,1st Floor Sector-17A Chandigarh-160017, Tel-0172-5078628,**Delhi:**11Scindia House Connaught Place K G Marg, New Delhi-110001 Tel-9350004359, 9971811169, 43587420, 43587415 **Dehradun:** Shop No. 23, 1st Floor, Rohini Plaza, 11-E,Rajpur Road, Dehra Dun-248001 Tel.-9927700144 **Faridabad:** Post Office, Escorts Nagar, Building, 1st Floor, Near Escorts Plant-1, Main Mathura road, Faridabad, Pin: 121005, Tel- 9873180688, **Gurgaon:** 9873180688, 9899431879, **Ghaziabad:** 9873180688, 9718316562 **Jaipur:** 23rd floor, Kataria Bhawan, M I Road, Jaipur-302001, Tel-9314519533, **Jamshedpur:**Kamani Centre Shop No-119 Third Floor Bistupur Jamshedpur-831001 Tel-9709169223,0657-2321909, **Jodhpur:** Exchange Building Shop No 17-B 18 MezzanineFirst Floor First Chopasani Road JodhpurTel-9829212716,0291-2652716, **Kanpur** Office No-311 Third Floor Kan Chambers 14/113 Civil Lines Kanpur-208001 Tel-9838427271,0512-2367927 **Karnal** - SCO 363 Mugal Kanal Market Tel - 09255734734. **Kolkata:**Crescent tower First Floor 229 AJC Bose Road Kolkata-700020 Tel.033-40036013. **Lucknow:** Chitrahah Second Floor 3 Nawal Kishore Road Lucknow-226001 Tel 9839107801, 9918101099, 0522-3261208, **Mumbai:**Room No 1B -1 Mezzanine Level 20 Raja Bahadur Mansion Amba Doshi Marg Hamam Street Benind BSE Fort Mumbai-400023 Tel-022-22626595, **Nagpur:**PMR Business Centre,Office-203, 2nd Floor, Laxmi Bhwan square, Dharmapeth, Nagpur, Pin: 440010,Tel-9881122258, **Noida:** Shop No.76, 1st Floor, Ansal Fortune Arcade, Sector 18, Noida, Pin: 201301 Tel-9899431879, 9873180688, **Patna:**114-B Ashoka Place Exhibition Road Patna-800001 Tel-9835066510, 9334179682, 9308398877,0612-2500340, **Pune:** **Global Trade Centre, Office No.8, 1/1, Rambaug Colony, LBS road, Navi Peth Pune-411030,** Tel-9890809099, 9890571038, **Siliguri:** Tel-9933049191,9832007082, **Vadodra:** Siddharth Complex, Office No. 215, 2nd Floor, RC Dutta Road, Vadodra Pin: 390007,Vadodra Tel-9327050566,9974144904, **Varanasi:**B-21/2A, Chinatown Complex, Kamaksha, Nr. Rathyatra Crossing, Varanasi, Pin: 221010 Tel: 9839125720.

Disclaimer: Opinions expressed are subject to change without notice. This report is informative only and under no circumstances is to be used or considered as an offer to sell or solicitation of an offer to buy any security. The AMC/Trustees accept no liability whatsoever for any direct or consequential loss arising from any use of this fund fact sheet or further communication given in relation to this fund fact sheet.

Statutory Details: Escorts Mutual Fund has been constituted as Trust under the Indian Trusts Act, 1982 with Escorts Finance Limited as its Sponsor/settler and Escorts Investment Trust Limited as its sole Trustee. Escorts Asset Management Limited has been incorporated under the provisions of the Companies Act, 1956 and has been appointed as the Investment Manager of Escorts Mutual Fund.

Risk Factors: All Mutual Funds and securities investments are subject to market risks and there is no assurance and no guarantee that the Fund's objectives will be achieved. As with any investment in stocks and shares, the Net Asset Value (NAV) of the Units issued under the Scheme can go up or down depending on the factors and forces affecting the capital markets. The names of the schemes do not in any manner indicate either the quality of the schemes or their future prospects of returns. Past performance of the Sponsor/Mutual Fund does not guarantee the future performance of the Schemes of the Mutual Fund. Please read the Offer Document before investing.

