

ESCORTS MUTUAL FUND

Fact Sheet

January 2010

Debt Market Update:

Over the past few months, most national and international agencies have lowered their expectations for India's GDP growth. Their concerns stem from the combined impact of slowing domestic drivers and the worsening global environment. But this time, India's economy grew at its fastest rate in 18 months in the quarter through September, smashing expectations and adding that the recovery phase has started. Asia's third-largest economy grew 7.9% in the past quarter from a year earlier, far above forecasts of 6.3%, but growth was expected to slow this quarter when the impact of a weak monsoon would be seen on crops. The expansion was driven by government spending, manufacturing, services, and a better-than-forecast farming output, sending bond yields and swap rates higher as investors bet on a rise in rates and the finance minister said growth could hit 7% in the fiscal year ending in March 2010.

The strong economic growth in the second quarter may not be the trigger for the RBI to signal higher interest rates. Inflation has become the central bank's major concern but the supply side factors that are driving up food and fuel prices are not amenable to interest rate changes. The current trend in inflation in India is a result of a shortage of food items and not due to a demand-push factor. The food articles index rose an annual 15.6% as at 14 November, up from the previous week's 14.6% rise. The weakest monsoon since 1972 and then floods in parts of the country have hurt farm output and pushed up food prices. The Index of Industrial Production (IIP) for September rose 9.1 per cent on the back of strong growth in all the three major segments- manufacturing, mining and electricity which grew at 9.3 per cent, 8.6 per cent and 7.9 per cent respectively. The better-than-expected second quarter growth was mainly on account of construction and services. The buoyancy in these two sectors helped offset the deceleration clearly evident in industry, with manufacturing and electricity seeing a near halving of growth rates. The benchmark 10-year GOI 2019 yield climbed to 7.24 per cent from previous month level of 7.00 per cent. Rise in yield was mainly on account of increasing inflationary pressure, firming up of crude prices and higher interest rate expectation.

Equity Market Update

Overview: The BSE SENSEX closed at 16926, up 1030 points (+6.48%), and Nifty was at 5033, up 321 points (+6.81%) on Nov30, 09. Likely, Mid-cap index closed at 6415, up 401 points (+%), while Small-cap index ended at 7523, up 464 points (+6.48%). BSE Metal (+16.87%), BSE Auto (+11.25%), BSE Oil & Gas (+8.99%), Power (+8.80%) IT & Bankex outperformed Benchmark indices SENSEX & NIFTY, while BSE Realty, FMCG, CD, and CG were among underperformers. FIIs turned to be the net buyer to the tune of Rs 5497 cr in NOV 09. Domestic Institutions (Mutual Funds) turned to be net seller to the tune of Rs 695.60 cr worth. In the first week of the month, indices were almost flat, but Sensex regained 16000 levels and by the end of the month it was close to 17000 points. The sentiment was helped by the government's push towards disinvestments, along with its plan to exit fiscal stimulus in a phased manner. Second, sustained buying by foreign funds. Third, signs of economic recovery continue on track. Dubai worries pulled market from month high towards the end of the month.

Outlook: Indian stocks remain in a sweet spot due to a combination of ample global liquidity and an ongoing recovery in the economy. Foreign institutional investors have made massive purchases of Indian equities this year. The dollar index, which measures the US currency against, a trade-weighted basket of six major rival currencies has lost 8% this year, with near zero dollar rates driving the quest for high-yield assets outside the United States. The so-called dollar carry trade has put the dollar in a vulnerable position. However, a strong rebound in dollar, if any, may turn negative for emerging market equities. Back home, Strong economic data and rising food price inflation has reinforced market expectations of a hike in cash reserve ratio (CRR) by the central bank to suck out excess liquidity in the banking system. The data and events that would be closely watched are domestic GDP data & IIP data, US retail sales data and Job claim data. So, in the near term, the direction of the market would be decided by foreign clues as well as the progress of domestic economy related factors. Investors are suggested to move with caution. The sectors looking positive are Hotels & Hospitality, Entertainment, FMCG, Power and Auto.

ESCORTS OPPORTUNITIES FUND

Investment Objective: The scheme seeks stable and regular income through an actively managed portfolio of stocks, bonds and money market instruments. The asset allocation is dynamically planned to capture the best of the opportunities in equity and debt. Exposure in equity is a blend of large and mid cap stocks, skewed largely towards the well-researched blue chips. In debt, the scheme invests mainly in Central and State Government debt papers besides PSUs and bank bonds. The highlight of the scheme is the extensive use of derivatives not only as a hedging tool but also in generating regular income, which in turn enhances the overall portfolio's risk-adjusted return.

SCHEME DETAILS

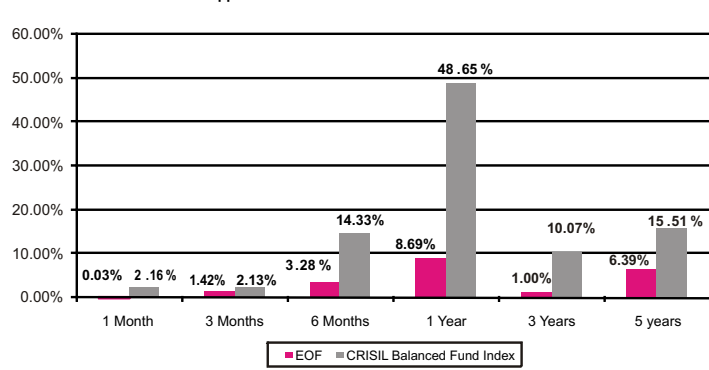
Load & Investment Amount		NAV as on 31-12-2009	
Entry Load	Nil	Growth	25.9646
Exit Load	1% if Exit<=1Year	Dividend	10.0167
Min. Inv.	Rs 1000 Growth/Div. Re-invest, Rs 30000 Div. Payout		
Dividend	Apr'02-Mar'06	Apr'06-Sep'07	Oct'07-Sep'08
Rate (%)	1.25 (47-Div.)	1.5 (18 Div.)	1.6 (12 Div.)
			Nov08-Dec'09*
			Avg. 0.93 (11Div.)

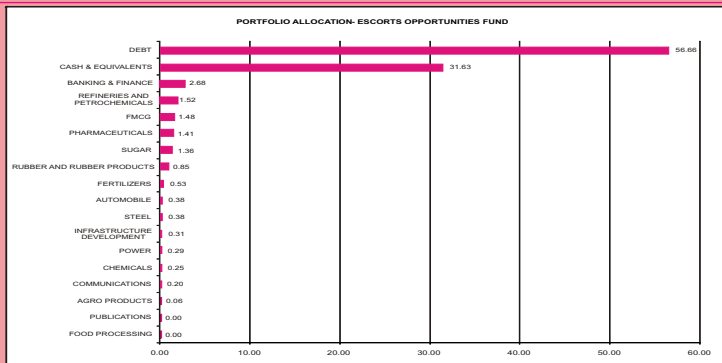
*0.93% is the average of 11 Div. given during Nov'08 -Dec'09. Last Div. given in Dec'09 @0.859%

PORTFOLIO AS ON 31ST DECEMBER 2009

NAME	% TO NAV	NAME	% TO NAV
1 ITC Ltd.	0.80	35 Orissa Sponge Iron & Steel Ltd.	0.03
2 The Federal Bank Ltd.	0.74	36 IDFC Ltd.	0.03
3 Gas Authority Of India Ltd.	0.73	37 Simbholi Sugar Ltd.	0.01
4 Oriental Bank of Commerce	0.70	38 Infomedia 18 Ltd.	0.00
5 Petronet LNG Ltd.	0.60	39 Innovative Foods Ltd.	0.00
6 Apollo Tyres Ltd.	0.58	Total Equity	11.71
7 Balrampur Chini Mills Ltd.	0.54	40 Power Finance Corporation	6.60
8 Gujrat Narmada Valley Fertilizers Co.	0.53	41 Rural Electricity Corporation	6.30
9 Dabur India Ltd.	0.52	42 HUDCO	4.21
10 Cipla India Ltd.	0.45	43 APSCFC	3.24
11 Shree Renuka Sugars Ltd.	0.42	44 State Bank of Travancore	3.16
12 Colgate Palmolive Ltd.	0.41	45 Cholamandalam Dbs	2.94
13 The Dhampur Sugar Mills Ltd.	0.39	46 ICICI Home Finance	2.77
14 Ashok Leyland Ltd.	0.38	47 RSEB	2.77
15 IRB Infrastructure Developers Ltd.	0.31	48 Tata Sons Ltd.	2.60
16 Areeva T&D Ltd.	0.29	49 APWRDC	0.98
17 Union Bank of India	0.29	50 ICICI Bank	0.96
18 IDBI	0.28	51 Damodar Valley Corporation	0.65
19 Hindustan Lever Ltd.	0.27	52 ICICI	0.24
20 Uttam Galva Steels Ltd.	0.27	Total Bonds	37.43
21 Ceat Ltd.	0.26	53 LIC Housing Finance Ltd.	1.86
22 Ranbaxy Laboratories Ltd.	0.26	Total Non Convertible Debentures	1.86
23 Indian Bank Ltd.	0.21	54 APSCFC	2.12
24 Reliance Communications Ltd.	0.20	55 0.19% FRB 2015	0.84
25 Gujrat State Petronet Ltd.	0.18	56 8.23% GOI FCI 2027	0.53
26 ING Vyasa Bank Ltd.	0.16	57 GOI 11.03% 2012	0.13
27 Corporation Bank Ltd.	0.16	58 8.75% GOI	0.05
28 Elientas Beck India Ltd.	0.14	Total Government Securities	3.67
29 Divis Laboratories Ltd.	0.13	59 Monnet Ispat & Energy Ltd.	5.51
30 Micro Inks Ltd.	0.11	60 Fullerton India Credit Co. Ltd.	5.10
31 The Jammu & Kashmir Bank Ltd.	0.10	61 JK Cement Ltd.	3.07
32 Surana Industries Ltd.	0.09	Total Commercial Paper	13.69
33 Rei Agro Ltd.	0.06	62 Net Current Assets	31.63
		Total Investments	100.00

Escorts Opportunities Fund Vs Crisil Balanced Fund Index



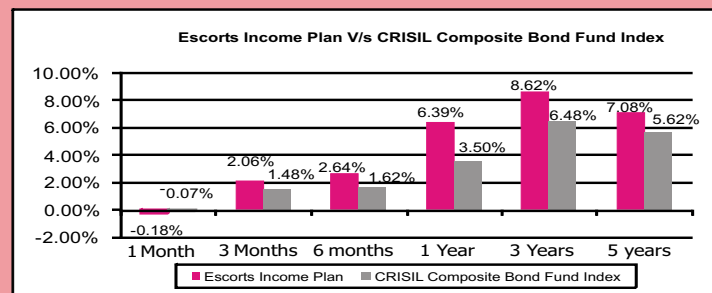
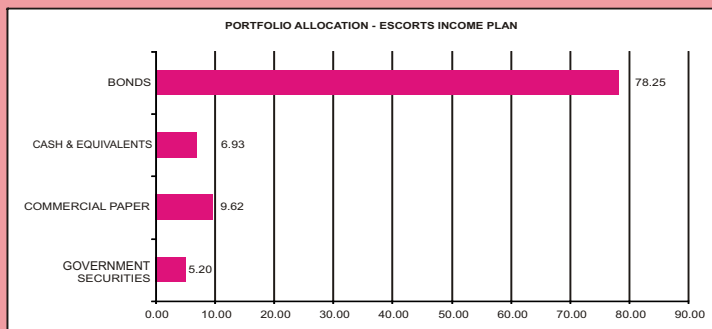


ESCORTS INCOME PLAN

Investment Objective: The primary focus of the scheme is to preserve capital and to provide steady returns. Investments are made mainly in papers issued and/or guaranteed by central/state governments, the endeavor at all times being to reduce volatility caused by interest rate movements.

SCHEME DETAILS

Load & Investment Amount		NAV as on 31-12-2009	
Entry Load	Nil	Growth	28.9170
Exit Load	0.50% if exit<=6months	Dividend	11.1769
Min. Inv.	Rs 1000	Bonus	15.2261



PORTFOLIO AS ON 31ST DECEMBER 2009

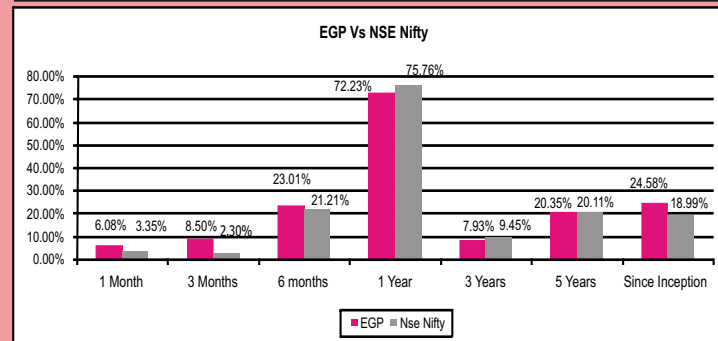
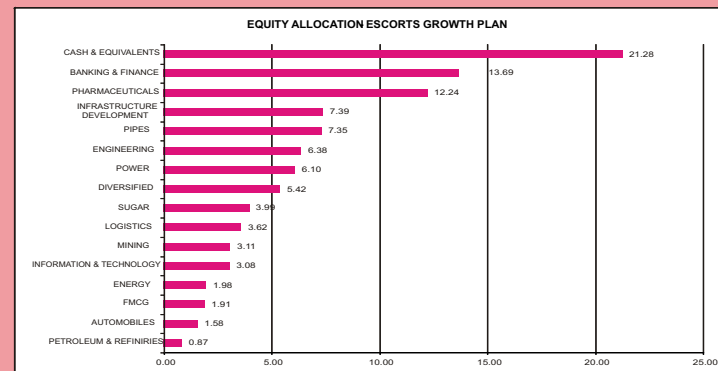
NAME	% OF NAV	NAME	% OF NAV
1 RECL	21.55	6 Fullerton India Credit Co. Ltd.	9.62
2 Tata Sons Ltd.	16.98	Total Commercial Paper	9.62
3 ICICI Home Finance	16.44	7 0.19% FRB 2015	5.20
4 ICICI Bank	11.70	Total Government Securities	5.20
5 SBI	11.58	8 Net Current Assets	6.93
Total Bonds	78.25	Total Investments	100.00

ESCORTS GROWTH PLAN

Investment Objective : The scheme invests in well-researched stocks with a judicious mix of Large Cap and Mid Cap. Special emphasis is made to discover and invest in undervalued stocks with potential to outperform index on its own business strength at any given time. Due care is also taken to diversify the portfolio across sectors and stocks.

SCHEME DETAILS

Load & Investment Amount			Nav as on 31-12-2009		
Entry Load	Nil		Growth	68.3673	
Exit Load	1% if exit <=1 Year		Dividend	13.1216	
Min. Inv.	Rs. 1000				
Dividend	Dec'03	Mar'05	Mar'06	Mar'07	Mar'08
Rate %	80	40	50	30	30



PORTFOLIO AS ON 31ST DECEMBER 2009

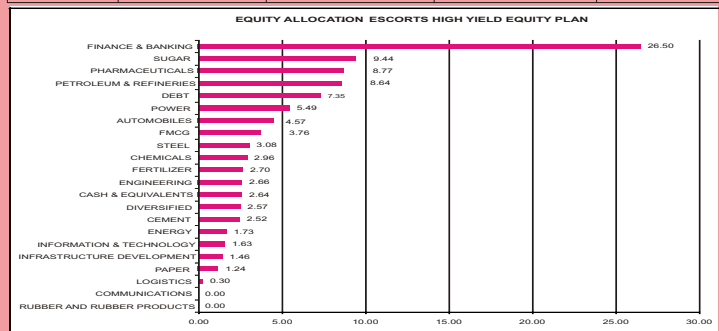
NAME	% TO NAV	NAME	% TO NAV
1 LIC Housing Finance Ltd.	4.70	21 Ranbaxy Laboratories Ltd.	1.89
2 Maharashtra Seamless Ltd.	3.95	22 Unichem Laboratories Ltd.	1.89
3 Monally Bharat Engineering Co. Ltd.	3.95	23 Allied Digital Services Ltd.	1.72
4 HBL Power Systems Ltd.	3.83	24 Mahindra & Mahindra Ltd.	1.58
5 Arshya International Ltd.	3.62	25 IDBI	1.55
6 PSL Ltd.	3.40	26 IRB Infrastructure Developers Ltd.	1.50
7 Hindustan Dorr-Oliver Ltd.	3.31	27 Techno Electric & Engg. Co. Ltd.	1.44
8 Gujarat NRE Coke Ltd.	3.11	28 Simbhaoli Sugar Ltd.	1.40
9 Divis Laboratories Ltd.	2.97	29 ICSA (India) Ltd.	1.36
10 Glenmark Pharmaceuticals Ltd.	2.96	30 IFCI Ltd.	1.33
11 The Jammu & Kashmir Bank Ltd.	2.83	31 The Federal Bank Ltd.	1.15
12 Balrampur Chini Mills Ltd.	2.59	32 Punj Lloyd Ltd.	1.00
13 Dabur India Ltd.	2.52	33 Petronet LNG Ltd.	0.87
14 Marg Constructions Ltd.	2.29	34 Supreme Infrastructure India Ltd.	0.81
15 Godawari Power & Ispat Ltd.	2.28	35 Roman Tarmat Ltd.	0.53
16 Jai Prakash Associates Ltd.	2.26	36 Fem Care Pharma Ltd.	0.01
17 Indian Bank Ltd.	2.13	Total Equity	78.72
18 Mazda Ltd.	2.11	Net Current Assets	21.28
19 Suzlon Energy Ltd.	1.98	Total Net Assets	100.00
20 Mcleod Russel India Ltd.	1.91		

ESCORTS HIGH YIELD EQUITY PLAN

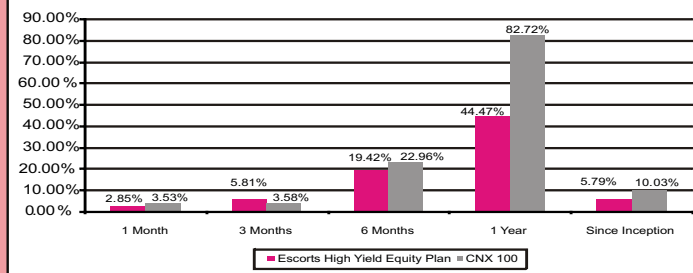
Investment Objective: To generate income by investing predominantly in well diversified portfolio of equity stocks providing high dividend yields. The scheme aims to generate regular returns and long term capital appreciation by investing in value stocks with stable high dividend yields.

SCHEME DETAILS

Load & Investment Amount		Nav as on 31-12-2009	
Entry Load	Nil	Growth	11.8461
Exit Load	1% if exit <=1 Year	Dividend	10.4317
Min. Inv.	Rs. 1000	Bonus	11.8668
Dividend	Jun'07	Sep'07	Dec'07
Rate %	3	4	5
			Mar'08
			3



Escorts High Yield Equity Plan V/s NSE CNX 100



PORTFOLIO AS ON 31ST DECEMBER 2009

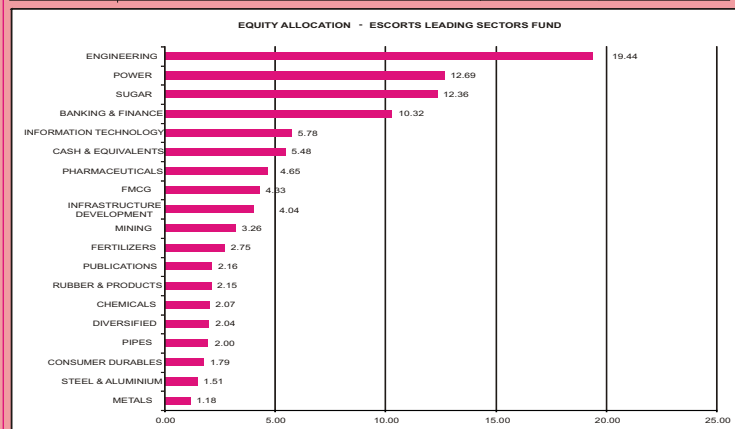
NAME	% TO NAV	NAME	% TO NAV
1 Union Bank of India	3.37	26 Suzlon Energy Ltd.	1.73
2 Indian Bank Ltd.	3.12	27 Sunil Hitech Engineering Ltd.	1.73
3 SAIL	3.08	28 IDBI	1.71
4 LIC Housing Finance Ltd.	3.07	29 Power Finance Corporation Ltd.	1.67
5 Shree Renuka Sugars Ltd.	3.00	30 Tata Chemicals Ltd.	1.64
6 Maruti Udyog Ltd.	2.99	31 Bartonics India Ltd.	1.63
7 Balrampur Chini Mills Ltd.	2.96	32 Ashok Leyland Ltd.	1.58
8 Rural Electrification Corporation Ltd.	2.79	33 The Jammu & Kashmir Bank Ltd.	1.48
9 Gujarat Narmada Valley Fertilizers Co.	2.70	34 Gujarat State Petronet Ltd.	1.48
10 Andhra Bank Ltd.	2.66	35 IVRCL Infrastructure & Project Ltd.	1.34
11 Gas Authority of India Ltd.	2.64	36 Graphite India Ltd.	1.32
12 TRF Ltd.	2.57	37 Cadila Healthcare Ltd.	1.24
13 ITC Ltd.	2.56	38 Orient Paper & Industries Ltd.	1.24
14 Unichem Labs. Ltd.	2.53	39 Tata Tea Ltd.	1.20
15 India Cements Ltd.	2.52	40 The Dhampur Sugar Mills Ltd.	1.04
16 GIC Housing Finance Ltd.	2.45	41 Areva T&D Ltd.	1.03
17 Bajaj Hind. Ltd.	2.44	42 TIL Ltd.	0.93
18 Vijaya Bank	2.32	43 Ranbaxy Laboratories Ltd.	0.86
19 Jupiter Biosciences Ltd.	2.28	44 Great Offshore Ltd.	0.30
20 BPCL	2.27	45 Land Development Co. Ltd.	0.11
21 ONGC Ltd.	2.25	Total Equity	90.01
22 ING Vyas Bank Ltd.	2.24	46 JK Cement Ltd.	7.35
23 Oriental Bank of Commerce	2.17	47 Total Commercial Paper	7.35
24 FDC Ltd.	2.05	Net Current Assets	2.64
25 The Federal Bank Ltd.	1.92	Total Net Assets	100.00

ESCORTS LEADING SECTORS FUND

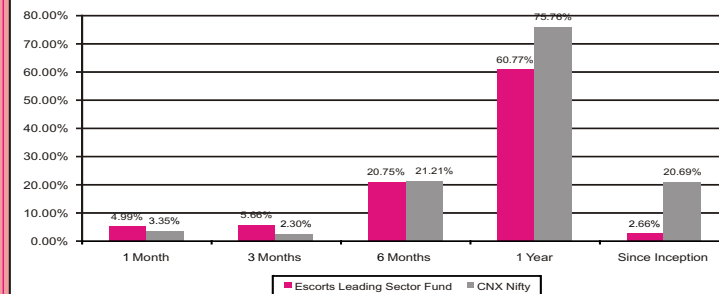
Investment Objective: To Provide capital appreciation or income distribution by investing in companies from Leading Sectors, depending upon their growth prospects and sustainability of future earnings growth.

SCHEME DETAILS

Load & Investment Amount		Nav as on 31-12-2009	
Entry Load	Nil	Growth	10.4012
Exit Load	1% if exit <=1 Year	Dividend	10.3474
Min. Inv.	Rs. 1000		



Escorts Leading Sectors Fund V/s Nifty



PORTFOLIO AS ON 31ST DECEMBER 2009

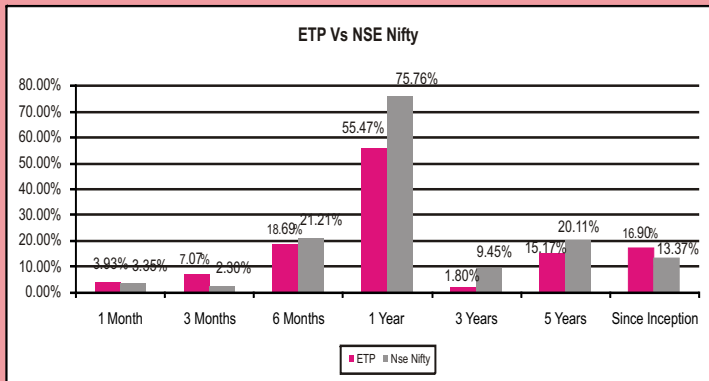
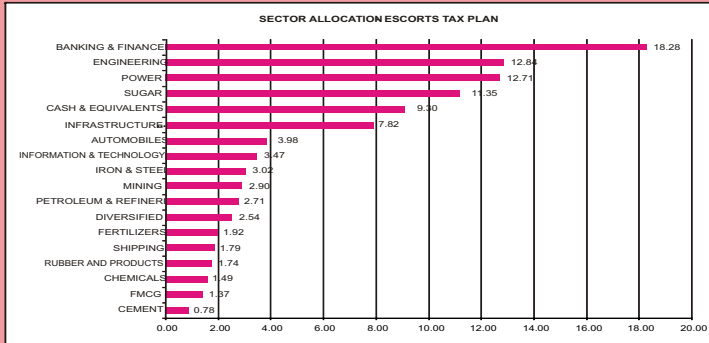
NAME	% TO NAV	NAME	% TO NAV
1 Larsen & Toubro Ltd.	4.98	22 ITC Ltd.	2.23
2 Balrampur Chini Mills Ltd.	3.94	23 Satyam Computers Ltd.	2.19
3 TIL Ltd.	3.90	24 Navneet Publications India Ltd.	2.16
4 Shree Renuka Sugars Ltd.	3.46	25 Apollo Tyres Ltd.	2.15
5 Power Trading Corporation Ltd.	3.35	26 Tata Tea Ltd.	2.10
6 Sunil Hitech Engineering Co. Ltd.	3.35	27 Indian Bank Ltd.	2.07
7 Power Finance Corp. Ltd.	3.30	28 Vivimed Labs. Ltd.	2.07
8 Gujarat NRE Coke Ltd.	3.26	29 Sintex Industries Ltd.	2.04
9 Cummins India Ltd.	3.20	30 Venus Remedies Ltd.	2.01
10 LIC Housing Finance Ltd.	2.98	31 Welspun Gujarat Shahi Rohren Ltd.	2.00
11 Alstom Project India Ltd.	2.95	32 Videcon Industries Ltd.	1.79
12 Gujarat Narmada Valley Fertilizers Co.	2.75	33 Ahmednagar Forgings Ltd.	1.51
13 IRB Infrastructure Developers Ltd.	2.74	34 Techno Electric & Engineering Co.	1.51
14 ING Vyas Bank Ltd.	2.65	35 Ivrcl Infrastructure & Project Ltd.	1.30
15 Dishman Pharmaceuticals & Chem. Ltd.	2.64	36 Cranes Software International Ltd.	1.27
16 The Federal Bank Ltd.	2.62	37 Ratnamani Metals & Tubes Ltd.	1.18
17 The Dhampur Sugar Mills Ltd.	2.51	38 Diamond Cable Ltd.	0.67
18 Indo Tech Transformers Ltd.	2.51	Total Equity	94.52
19 GVK Power & Infrastructure Ltd.	2.41	39 Net Current Assets	5.48
20 Bajaj Hind. Ltd.	2.34	Total Net Assets	100.00
21 PSL Ltd.	2.33		

ESCORTS TAX PLAN

Investment Objective : The scheme aims to achieve long-term capital appreciation by maintaining diversified portfolios of equities across sectors. Investments are made essentially in large cap stocks. Mid Cap companies with proven fundamentals and having potential to outperform the market are also chosen for investments.

SCHEME DETAILS

Load & Investment Amount			NAV as on 31-12-2009		
Entry Load	Nil		Growth	45.8891	
Exit Load	Nil		Dividend	10.7636	
Min. Inv.	Rs 500				
Dividend	Mar'04	Mar'05	Mar'06	Mar'07	Mar'08
Rate(%)	80	30	35	25	30



PORTFOLIO AS ON 31ST DECEMBER 2009

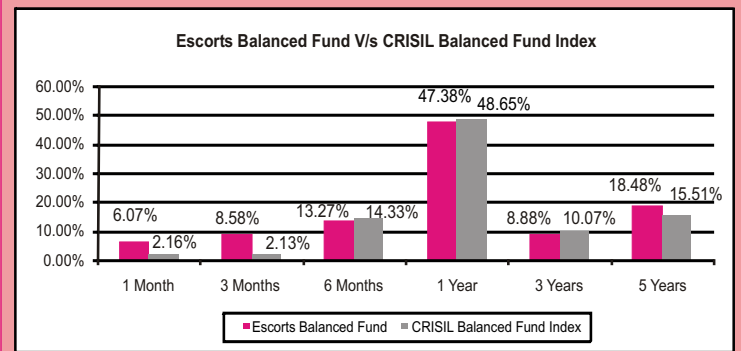
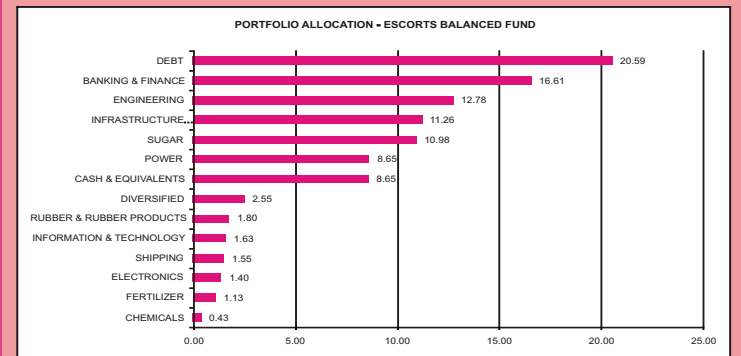
NAME	% TO NAV	NAME	% TO NAV
1 LIC Housing Finance Ltd.	4.38	25 Larsen & Toubro Ltd.	1.83
2 Balrampur Chini Mills Ltd.	3.86	26 The Great Eastern Shipping Co. Ltd.	1.79
3 Shree Renuka Sugars Ltd.	3.55	27 The Karnataka Bank Ltd.	1.76
4 Bajaj Hind. Ltd.	2.94	28 Bharat Earth Movers Ltd.	1.74
5 Mncally Bharat Engineering Co. Ltd.	2.94	29 Apollo Tyres Ltd.	1.74
6 Gujarat NRE Coke Ltd.	2.90	30 Ashok Leyland Ltd.	1.43
7 Oriental Bank of Commerce	2.73	31 J. Kumar Infraprojects Ltd.	1.69
8 Gas Authority Of India Ltd.	2.71	32 Jai Prakash Associates	1.60
9 Power Trading Corporation Ltd.	2.67	33 Apar Industries Ltd.	1.53
10 Hindustan Construction Co. Ltd.	2.66	34 IDBI	1.51
11 Power Finance Corporation Ltd.	2.47	35 Unichem Laboratories Ltd.	1.49
12 Punjab National Bank	2.31	36 Indian Bank Ltd.	1.43
13 Titagarh Wagons Ltd.	2.27	37 Reliance Industries Ltd.	1.39
14 Maruti Udyog Ltd.	2.27	38 TCI Ltd.	1.37
15 Axis Bank Ltd.	2.25	39 ICSA (India) Ltd.	1.31
16 Rural Electrification Corporation Ltd.	2.21	40 Tata Sponge Iron Ltd.	1.18
17 Sunil Hitech Engineering Ltd.	2.05	41 Omnitech Infosolutions Ltd.	1.17
18 Kalindee Rail Nirmaan (Engineers) Ltd.	2.01	42 Karuturi Networks Ltd.	1.15
19 GVK Power & Infrastructure Ltd.	1.94	43 The Dampur Sugar Mills Ltd.	0.99
20 Gujarat Narmada Valley Fertilizer Co.	1.92	44 Allied Digital Services Ltd.	0.98
21 Union Bank of India	1.92	45 India Cements Ltd.	0.78
22 Godawari Power & Ispat Ltd.	1.89	Total Equity	90.70
23 Diamond Cable Ltd.	1.87	46 Net Current Assets	9.30
24 JSW Steel Ltd.	1.84	Total Net Assets	100.00

ESCORTS BALANCED FUND

Investment Objective: An open-ended balanced scheme, with the investment objective to generate long term capital appreciation and current income from a portfolio of equity & fixed-income securities.

SCHEME DETAILS

Load & Investment Amount			NAV as on 31-12-2009			
Entry Load	Nil		Growth	59.7201		
Exit Load	1% if exit <=1Year		Dividend	13.3427		
Min. Inv.	Rs 1000					
Dividend	Mar'02	Dec'03	Mar'05	Mar'06	Mar'07	Mar'08
Rate(%)	10	45	70	40	20	30



PORTFOLIO AS ON 31ST DECEMBER 2009

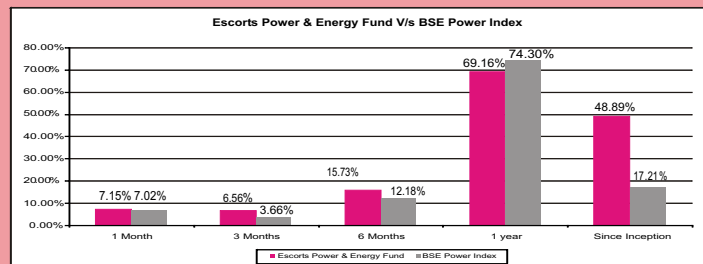
NAME	% TO NAV	NAME	% TO NAV
1 Indian Bank	5.34	23 The Great Eastern Shipping Co.	1.55
2 Power Trading Corporation Ltd.	4.14	24 Areva T&D India Ltd.	1.52
3 Shree Renuka Sugars Ltd.	3.60	25 IDBI	1.48
4 Sunil Hitech Engineering Ltd.	3.55	26 Bank of India	1.41
5 Supreme Infrastructure India Ltd.	3.53	27 MIC Electronics Ltd.	1.40
6 Pratibha Industries Ltd.	3.30	28 Gujarat Narmada Valley Fertilizers Co.	1.13
7 Balrampur Chini Mills Ltd.	3.25	29 The Dampur Sugar Mills Ltd.	1.04
8 Bajaj Hind. Ltd.	3.10	30 TRF Ltd.	0.45
9 L&T Ltd.	3.08	31 Anu Laboratories Ltd.	0.43
10 Godavari Power & Ispat Ltd.	2.98	Total Equity	70.77
11 Jyoti Structures Ltd.	2.84	32 PFC	9.22
12 Voltamp Transformers Ltd.	2.51	33 IICI	2.58
13 Union Bank of India	2.42	Total Bonds	11.80
14 IDFC Ltd.	2.36	34 JK Cement Ltd.	7.34
15 Sintex Industries Ltd.	2.10	35 Monnet Ispat & Energy Ltd.	1.45
16 Kalindee Rail Nirman (Engineers) Ltd.	2.03	Total Commercial Paper	8.79
17 ING Vyasas Bank Ltd.	1.82	36 Net Current Assets	8.65
18 Apollo Tyres Ltd.	1.80	Total Net Assets	100.00
19 HCC Ltd.	1.79		
20 The Jammu & Kashmir Bank Ltd.	1.78		
21 Bartonics India Ltd.	1.63		
22 Praj Industries Ltd.	1.62		

ESCORTS POWER & ENERGY FUND

Investment Objective : To Provide income distribution and/or medium to long term capital gains by investing predominantly in equity/equity-related instruments of the companies in the Power/Energy Sector and/or Debt/Money-Market instruments.

SCHEME DETAILS

Load & Investment Amount		NAV as on 31-12-2009	
Entry Load	Nil	Growth	17.1189
Exit Load	1% if exit <= 1 Year	Dividend	15.3694
Min. Inv.	Rs. 1000		



PORTFOLIO AS ON 31ST DECEMBER 2009

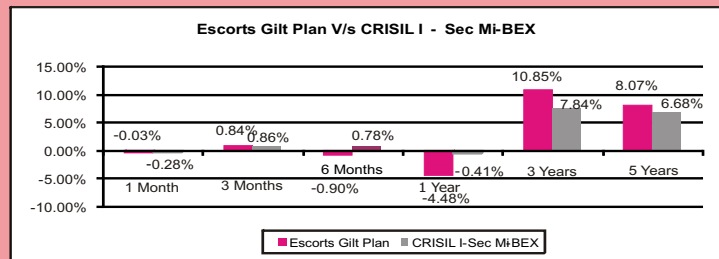
NAME	% TO NAV	NAME	% TO NAV
1 0.19% FRB -2015	3.03	21 Balrampur Chini Mills Ltd.	2.20
2 Godavari Power & Ispat Ltd.	5.05	22 CESC Ltd.	2.19
3 Jyoti Structures Ltd.	4.83	23 Suzlon Energy Ltd.	2.13
4 Crompton Greaves Ltd.	4.04	24 Power Grid Corporation Ltd.	2.08
5 Indotech Transformers Ltd.	3.99	25 Petronet LNG Ltd.	2.02
6 Kec International Ltd.	3.90	26 Techno Electric & Engineering Co. Ltd.	1.92
7 Power Finance Corporation Ltd.	3.71	27 Areva T&D Ltd.	1.91
8 Gvk Power & Infrastructure Ltd.	3.29	28 KSK Energy Ventures Ltd.	1.90
9 Havell India Ltd.	3.16	29 ABB Ltd	1.81
10 Voltas Ltd.	3.11	30 Reliance Energy Ltd.	1.79
11 National Thermal Power Corp.Ltd.	2.78	31 Rural Electrification Corporation Ltd.	1.72
12 Siemens Ltd.	2.75	32 Voltamp Transformers Ltd.	1.52
13 Mncally Bharat Engineering Co.	2.73	33 Genus Power & Infrastructure Ltd.	1.43
14 Alstom Project India Ltd.	2.68	34 GMR Infrastructure Ltd.	1.26
15 Power Trading Corporation Ltd.	2.67	35 Bharat Bijlee Ltd.	1.10
16 ICSA (India) Ltd.	2.55	36 RPG Cables Ltd.	0.28
17 Simbhaoli Sugar Ltd.	2.48	Total Equity Shares	88.04
18 L&T Ltd.	2.38	36 Net Current Assets	8.93
19 Jindal Steel & Power Ltd.	2.33	Total Net Assets	100.00
20 Gujrat NRE Coke Ltd.	2.26		

ESCORTS GILT PLAN

Investment Objective : The Scheme will invest in risk free government securities to provide capital appreciation and superior returns by minimizing interest rate risk and actively managing portfolio maturity.

SCHEME DETAILS

Load & Investment Amount		Nav as on 31-12-2009	
Entry Load	Nil	Growth	20.0582
Exit Load	0.50% if exit <=6months	Dividend	18.3083
Min. Inv.	Rs. 1000		
Dividend	Sep'01	Dec'01	Mar'02
Rate %	30	30	20



PORTFOLIO AS ON 31ST DECEMBER 2009

NAME	% TO NAV	NAME	% TO NAV
1 8.23% GOI FCI 2027	71.42	Total Government Securities	95.77
2 GOI 11.03% 2012	24.34	4 Net Current Assets	4.23
3 6.20% TNSDL 2015	0.01	Total Net Assets	100.00



ESCORTS MUTUAL FUND

11, Scindia House, Connaught Place, New Delhi-110001
Tel.:(Direct) 91-11 43587415, 43587420 Fax: 91-11-43587436
Visit us at : www.escortsmutual.com, help@escortsmutual.com

WHERE TO REACH US

Agra: 9837891777, 9897072526, **Ahmedabad:** 602, 6th Floor Sakar 5 Behind Natraj Cinema Ashram Road Ahmedabad-380014 Tel- 9327050566,9879134342,079-26582036 . **Allahabad:** 132 B/28, Anant Raj Plaza Complex, Shop-6, MG Rd. Allahabad, Pin:211001 Tel-9838037901, 0532-2424108, **Bangalore:** -Unit No-401 4th Floor No 12 Richmond Tower Richmond Road Bangalore- 560025 Tel- 080-41145216, **Bhopal:** Mob.: 9303460739, **Bhuwaneshwar:** Arihant Plaza, Shop No.6 Ground Floor,B-50, Shaheed Nagar, Bhuwaneshwar (Orissa)-751007, Tel-9938948998 ,0674-2540106, **Bokaro:**Sector 1C Qr No 178 Bokaro Steel City Jharkhand-827001 Tel-9334171028,9835772583 **Chandigarh:** SCO-50-51,1st Floor Sector-17A Chandigarh-160017, Tel-0172-5078628, **Delhi:**11Scindia House Connaught Place K G Marg, New Delhi-110001 Tel-9350004359, 9971811169, 43587420, 43587415 **Dehradun:** Shop No. 23, 1st Floor, Rohini Plaza, 11-E,Rajpur Road, Dehradun-248001 Tel.-9927700144,0135-2650142, **Faridabad:** Post Office, Escorts Nagar, Building, 1st Floor, Near Escorts Plant-1, Main Mathura road, Faridabad, Pin: 121005, Tel- 9873180688, **Gurgaon:** 9873180688, 9899431879, **Ghaziabad:** 9873180688, 9718316562 **Indore :**Maroo Business & Communication centre, 570, M G Road, G26-B, City Centre, Indore-452001, Tel.: 07312535406, 9826074499, **Jaipur:** 2nd floor, Kataria Bhawan, M I Road, Jaipur-320021, Tel-9314519533, **Jamshedpur:**Kamani Centre Shop No-119 Third Floor Bistupur Jamshedpur-831001 Tel-9709169223,0657-2321909, **Jodhpur:** Exchange Building Shop No 17-B 18 Mezzanine First Floor First Chopasani Road Jodhpur Tel-9829212716,0291-2652716, **Kanpur:**Office No-311 Third Floor Kan Chambers 14/113 Civil Lines Kanpur-208001 Tel-9838427271,0512-2367927 **Kolkata:**Crescent tower First Floor 229 AJC Bose Road Kolkata-700020 Tel.033-40036013. **Lucknow:** Chitrahar Second Floor 3 Nawal Kishore Road Lucknow-226001 Tel 9839107801, 9918101099, 0522-3261208, **Mumbai:**Room No 1B -1 Mezzanine Level 20 Raja Bahadur Mansion Ambalal Doshi Marg Hamam Street Behind BSE Fort Mumbai-400023 Tel-022-22626595, **Nagpur:**PMR Business Centre,Office-203, 2nd Floor, Laxmi Bhuvan square, Dharmapeth, Nagpur, Pin: 440010,Tel-9881122258, **Noida:** Tel-9899431879, 9873180688, **Patna:**114-B Ashoka Place Exhibition Road Patna-800001 Tel-9835066510, 9334179682, 9308398877,0612-2500340, **Pune:** Global Trade Centre, Office No.8, 1/1, Rambaug Colony, LBS road, Navi Peth Pune-411030, Tel-9890809099, 9890571038,020-24335460, **Siliguri:** Tel-9933049191,9832007082, **Vadodra:** Siddharth Complex, Office No. 215, 2nd Floor, RC Dutta Road, Vadodra Pin: 390007, Tel-9327050566,9974144904,0265-3249118, **Varanasi:**B-21/2A, Chinatown Complex, Kamaksha, Nr. Rathyatra Crossing, Varanasi, Pin: 221010 Tel: 9839125720, 0542-2400954.

Disclaimer: Opinions expressed are subject to change without notice. This report is informative only and under no circumstances is to be used or considered as an offer to sell or solicitation of an offer to buy any security. The AMC/Trustees accept no liability whatsoever for any direct or consequential loss arising from any use of this fund fact sheet or further communication given in relation to this fund fact sheet.

Statutory Details: Escorts Mutual Fund has been constituted as Trust under the Indian Trusts Act, 1982 with Escorts Finance Limited as its Sponsor/settler and Escorts Investment Trust Limited as its sole Trustee. Escorts Asset Management Limited has been incorporated under the provisions of the Companies Act, 1956 and has been appointed as the Investment Manager of Escorts Mutual Fund.

Risk Factors: All Mutual Funds and securities investments are subject to market risks and there is no assurance and no guarantee that the Fund's objectives will be achieved. As with any investment in stocks and shares, the Net Asset Value (NAV) of the Units issued under the Scheme can go up or down depending on the factors and forces affecting the capital markets. The names of the schemes do not in any manner indicate either the quality of the schemes or their future prospects of returns. Past performance of the Sponsor/Mutual Fund does not guarantee the future performance of the Schemes of the Mutual Fund. Please read the SID before investing.