



# ESCORTS MUTUAL FUND

Fact Sheet

June 2009

## Debt Market Update:

The steps taken by the Reserve Bank of India and the Govt. over the past two quarters have been instrumental in giving a boost to demand. The growth rate during the fourth quarter has been estimated to be 5.8 per cent as against of earlier estimation of 5.3 per cent. The key challenge facing India's govt. is to maintain a strong growth rate, which has suffered in the face of the global financial crisis. During 2008-09, the centre's fiscal deficit was budgeted at 2.5 per cent of GDP at start of the year and was revised sharply to 6 per cent in the interim budget. The fiscal deficit has grown mainly on account of a large loan waiver package for farmers, higher salaries to govt. employees and a nation-wide employment guarantee scheme. As a result govt. gross borrowing has increased considerably.

Headline inflation, as measured by the wholesale price index (WPI), rose marginally to 0.61 per cent for the week ended 16 May 2009 from previous month level of 0.57 per cent. Bond fell the most in almost three weeks on concern that rising supply from government debt sales will reduce the demand for existing securities. The benchmark 10-year GOI 2019 yield climbed to almost two month high of 6.73% from previous month level of 6.24%. Continuous borrowing by govt. is putting pressure on yields across the maturity. The liquidity situation has more or less the same as compared to last month level, overnight call rates are hovering around 2.50 per cent. Other money market rates such as discount rates of CDs, CPs and CBLO softened in tandem with the overnight money market rates.

## Equity Market Update

### Overview:

The BSE Sensex closed at 14625.25, up 3222 points (+28.26%), and Nifty was at 4448.95, up 975 points (+28.07%). Likely, Mid-cap index closed at 5056.74, up 1542.88 points (+43.91%), while Small-cap index ended at 5986.82, up 2045.92 points (+51.92.38%). BSE Realty (+79.30%), BSE Metal (+57.98%), BSE CD (+56.92%), Small Cap (+51.9%), CG (+50%) not only outperformed Benchmark indices SENSEX & NIFTY, but also clocked more than 50 % return. Healthcare (+11.99%), IT (+12.55%) & FMCG (+0.08%) remained under performers. FIIs turned to be the net buyer to the tune of Rs 20117.20 crores in May. Domestic Institutions were also net buyer in May to the tune of Rs 2291.30 crores. The month defied all the previous expectations and made a history. It was for the first time in the history of the stock markets trading was halted as the market-wide circuit was applied due to a huge surge. There were obvious reasons for this unprecedented movement. First, formation of stable government led by UPA especially Congress, large and long positions taken by FIIs along with improving Fundamental Economic indicators like better than expected Q4 GDP data i.e. 5.8% etc.

### Outlook:

The market may extend their twelve-week solid surge in anticipation of a strong push for economic reforms by the newly elected United Progressive Alliance (UPA) government and expected political stability. Besides global cues, foreign funds activity and the progress of monsoon will also positively influence the market. Profit booking cannot be ruled out after recent huge upswing. The BSE Sensex has surged 4977.94 points or 51.59% in calendar year 2009. From a 3-year closing low of 8,160.40 on 9 March 2009, the Sensex is up 6464.85 points or 79.22%. Market may see a pre-budget rally on hopes of accelerated economic reforms and pro-reforms announcements. The UPA less left parties has raised expectations that the government may revive disinvestments programme. Meanwhile, mutual funds, which are sitting on a large cash pile, are also likely to buy on dips. The sectors looking positive are Auto, Metal, Realty, Banking, Consumer Durable and IT.

## ESCORTS OPPORTUNITIES FUND

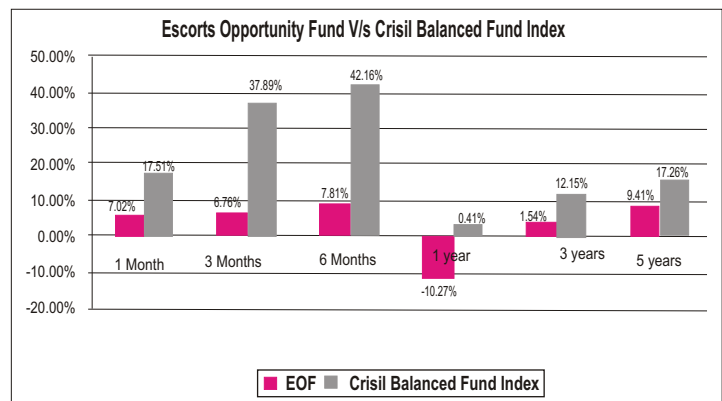
**Investment Objective:** The scheme seeks stable and regular income through an actively managed portfolio of stocks, bonds and money market instruments. The asset allocation is dynamically planned to capture the best of the opportunities in equity and debt. Exposure in equity is a blend of large and mid cap stocks, skewed largely towards the well-researched blue chips. In debt, the scheme invests mainly in Central and State Government debt papers besides PSUs and bank bonds. The highlight of the scheme is the extensive use of derivatives not only as a hedging tool but also in generating regular income, which in turn enhances the overall portfolio's risk-adjusted return.

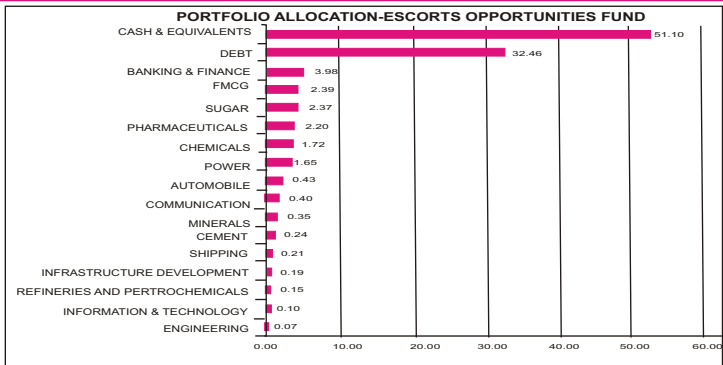
### SCHEME DETAILS

Load/Inv. Amt	Option-A	Option-B	NAV as on 29-05-2009	
<b>Entry Load</b>	1.25%	NIL	Growth	25.1358
<b>Exit Load</b>	1% if Exit <=365 Days		Dividend	10.5686
<b>Min. Inv.</b>	Rs.1000 Growth/ Div. RI, 30000 Div. Payout	Rs 50000	Bonus	-
<b>Dividend</b>	Apr'02-Mar'06	Apr'06-Sep'07	Oct'07-Sep'08	Nov'08-Jan'09
<b>Rate</b>	1.25% (47-Div.)	1.5% (18 Div.)	1.6% (12 Div.)	0.86% (3 Div.)

### PORTFOLIO AS ON 29<sup>TH</sup> MAY 2009

NAME	% TO NAV	NAME	% TO NAV
1 Power Finance Corp. Ltd.	1.18	33 India Cements Ltd.	0.14
2 Hindustan Lever Ltd.	1.01	34 Infosys Technologies Ltd.	0.10
3 The Dampur Sugar Mills Ltd.	0.79	35 Ambuja Cement Ltd.	0.09
4 Gujarat Narmada Valley Fertilizers Co.	0.74	36 Gas Authority Of India Ltd.	0.08
5 Cipla India Ltd.	0.73	37 Bharat Earth Movers Ltd.	0.07
6 Colgate Palmolive Ltd.	0.70	38 Petronet LNG Ltd.	0.07
7 Balrampur Chini Mills Ltd.	0.68	39 Oriental Bank of Commerce	0.06
8 ITC Ltd.	0.67	<b>Total Equity</b>	<b>16.44</b>
9 Powergrid Corporation Of India Ltd.	0.66	40 HDFC	9.63
10 Bataj Hind. Ltd.	0.65	41 Cholamandalam Dbs	2.98
11 Dabur India Ltd.	0.60	42 ICICI Home Finance	2.82
12 Rural Electrification Corporation Ltd.	0.59	43 ICICI Bank	0.96
13 Sun Pharmaceutical India Ltd.	0.55	44 Andhra Bank	0.85
14 Anshra Bank Ltd.	0.53	45 ICICI	0.25
15 Chambal Fertilizers & Chemicals Ltd.	0.50	46 Power Finance Corporation	0.19
16 Indian Bank Ltd.	0.47	47 Karnataka State Finance Corporation Ltd.	0.04
17 Allahabad Bank Ltd.	0.47	48 Industrial Finance Corporation Of India	0.03
18 Power Trading Corporation Ltd.	0.44	<b>Total Bonds</b>	<b>17.75</b>
19 Hero Honda Motors Ltd.	0.43	49 First Leasing Co.	3.79
20 Reliance Energy Ltd.	0.40	50 Chola DBS	3.19
21 IDEA Cellular Ltd.	0.40	51 UC Housing Finance Ltd.	1.86
22 Newell Lignite Corporation Ltd.	0.35	<b>Total Non Convertible Debentures</b>	<b>8.84</b>
23 Lupin Ltd.	0.31	52 0.19% FRB 2015	2.73
24 United Phosphorus Ltd.	0.26	53 8.23% GOI FCI 2027	0.33
25 Shree Renuka Sugars Ltd.	0.25	54 8.75% GOI	0.05
26 Indian Overseas Bank Ltd.	0.24	55 GOI 11.03% 2012	0.03
27 Gujarat Alkalies & Chemicals Ltd.	0.23	<b>Total Government Securities</b>	<b>3.14</b>
28 Vijaya Bank Ltd.	0.22	56 Tata Capital Ltd.	2.42
29 Shipping Corporation of India Ltd.	0.21	57 Birla Global Finance Ltd.	0.25
30 IDFC Ltd.	0.20	58 L&T Finance Ltd.	0.06
31 Hindustan Construction Co. Ltd.	0.19	<b>Total Commercial Paper</b>	<b>2.73</b>
32 Syndicate Bank Ltd.	0.16	59 Net Current Assets	51.10
		<b>Total Investments</b>	<b>100.00</b>





## ESCORTS INCOME PLAN

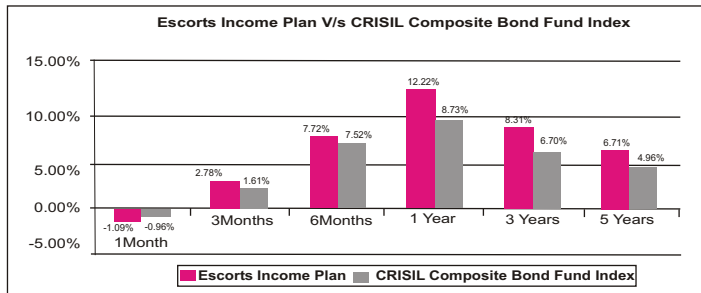
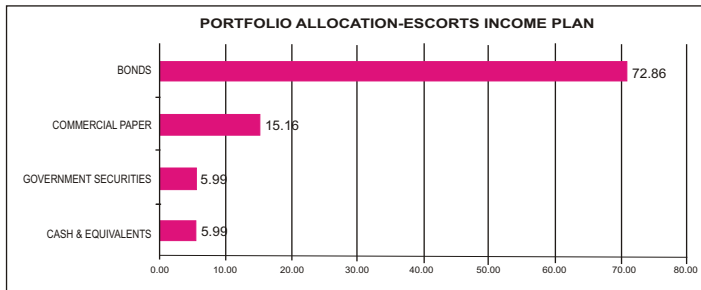
**Investment Objective:** The primary focus of the scheme is to preserve capital and to provide steady returns. Investments are made mainly in papers issued and/or guaranteed by central/state governments, the endeavor at all times being to reduce volatility caused by interest rate movements.

### SCHEME DETAILS

Load/Inv. Amt	Option-A	Option-B	NAV as on 29-05-2009	
<b>Entry Load</b>	Nil	Nil	Growth	27.8613
<b>Exit Load</b>	CDSL*	Nil	Dividend	11.3185
<b>Min. Inv.</b>	Rs 1000	Rs 10000	Bonus	14.6704

\*0.75% if exit <=3months, 0.5%>3months & <=6months, .25%>6months & <=9months.

**Dividend:** 113 Dividends Since May 1998 (@0.40% every month since May 2008).



### PORTFOLIO AS ON 29<sup>TH</sup> MAY 2009

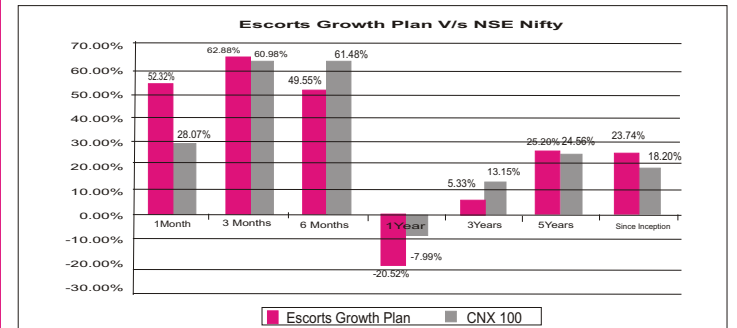
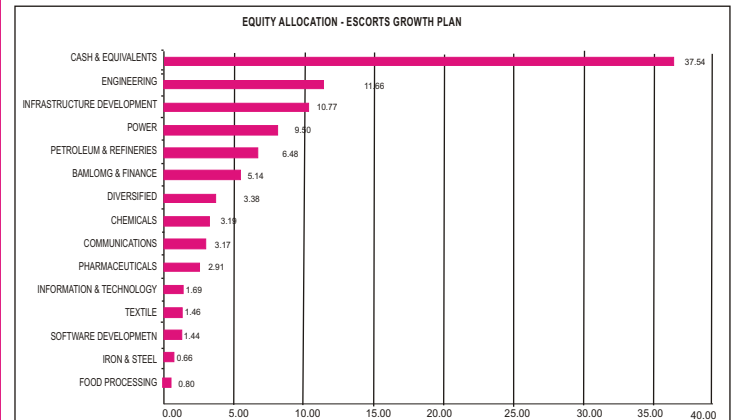
NAME	% OF NAV	NAME	% OF NAV
1 RECL	19.14	6 Birla Global Finance Ltd.	15.16
2 Andhra Bank	17.82	<b>Total Commercial Paper</b>	<b>15.16</b>
3 ICICI Home Finance	15.03	7 FCI	5.99
4 ICICI Bank	10.49	<b>Total Government Securities</b>	<b>5.99</b>
5 SBI	10.37	8 Net Current Assets	5.99
<b>Total Bonds</b>	<b>72.86</b>	<b>Total Investments</b>	<b>100.00</b>

## ESCORTS GROWTH PLAN

**Investment Objective :** The scheme invests in well-researched stocks with a judicious mix of Large Cap and Mid Cap. Special emphasis is made to discover and invest in undervalued stocks with potential to outperform index on its own business strength at any given time. Due care is also taken to diversify the portfolio across sectors and stocks.

### SCHEME DETAILS

Load & Investment Amount	NAV as on 29-05-2009				
<b>Entry Load</b>	2.25%	Growth	56.9001		
<b>Exit Load</b>	1% if exit<=6months, 0.5% if exit>6months & <=1year	Dividend	10.9160		
<b>Min. Inv.</b>	Rs 1000	Bonus			
<b>Dividend</b>	Dec'03	Mar'05	Mar'06	Mar'07	Mar'08
<b>Rate</b>	80%	40%	50%	30.00%	30.00%



### PORTFOLIO AS ON 29<sup>TH</sup> MAY 2009

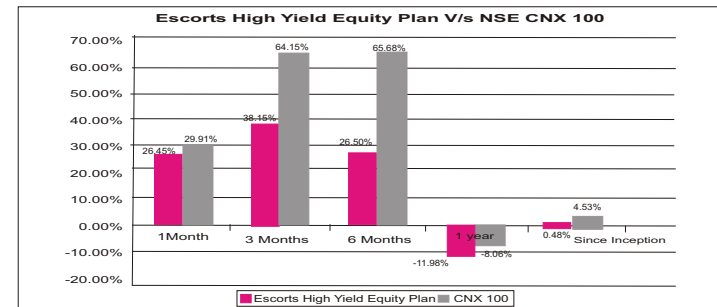
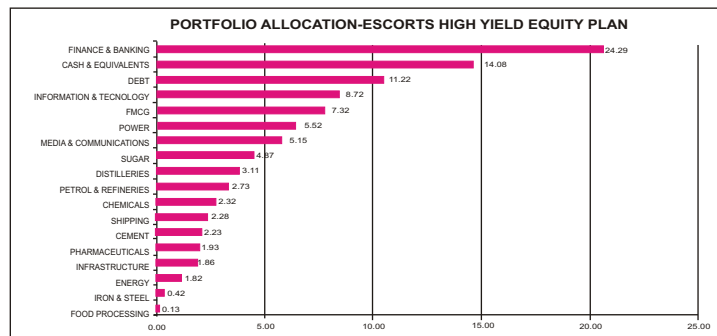
NAME	% TO NAV	NAME	% TO NAV
1 Genus Power Infrastructure Ltd.	6.91	18 Yes Bank Ltd.	1.59
2 Kalindee Rail Nirmaan (Engrs.) Ltd.	4.09	19 Sunil Hitech Engineering Ltd.	1.51
3 Reliance Industries Ltd.	3.38	20 Hanung Toys & Textiles Ltd.	1.46
4 Action Construction Equipment Ltd.	3.30	21 Rottia India Ltd.	1.44
5 Jubilant Organics Ltd.	3.19	22 Oil Country Tubular Ltd.	1.32
6 Jyoti Structures Ltd.	3.04	23 Reliance Capital Ltd.	1.29
7 Selan Exploration Technology Ltd.	3.02	24 Techno Electric & Engg. Co. Ltd.	1.15
8 Voltamp Transformers Ltd.	2.56	25 Mahindra Forgings Ltd.	0.86
9 Sterlite Optical Ltd.	2.38	26 Temptation Foods Ltd.	0.80
10 Titagarh Wagons Ltd.	2.35	27 HBL Power Systems Ltd.	0.79
11 GTL Infrastructure Ltd.	2.20	28 Tania Solutions Ltd.	0.79
12 Shiv-vani Oil & Gas Exploration Services Ltd.	2.13	29 Jupiter Biosciences Ltd.	0.71
13 Bank Of Maharashtra Ltd.	1.90	30 Era Construction Ltd.	0.58
14 ICSA(India) Ltd.	1.80	31 Ankur Drugs & Pharma Ltd.	0.57
15 Tulip IT Services Ltd.	1.69	32 Sriram Transport Finance Co. Ltd.	0.36
16 J. Kumar Infraprojects Ltd.	1.66	<b>Total Equity</b>	<b>62.46</b>
17 Venus Remedies Ltd.	1.63	<b>31 Net Current Assets</b>	<b>37.54</b>
		<b>Total Net Assets</b>	<b>100.00</b>

## ESCORTS HIGH YIELD EQUITY PLAN

**Investment Objective** :To generate income by investing predominantly in well diversified portfolio of equity stocks providing high dividend yields. The scheme aims to generate regular returns and long term capital appreciation by investing in value stocks with stable high dividend yields.

### SCHEME DETAILS

Load & Investment Amount		NAV as on 29-05-2009		
Entry Load	2.25%	Growth	9.8796	
Exit Load	1% if exit<=6months, 0.5% if exit>6months & <=1year	Dividend	8.6999	
Min. Inv.	Rs. 1000/-	Bonus	9.8966	
Dividend	Jun'07	Sep'07	Dec'07	Mar'08
Rate	3%	4%	5%	3%



### PORTFOLIO AS ON 29<sup>TH</sup> MAY 2009

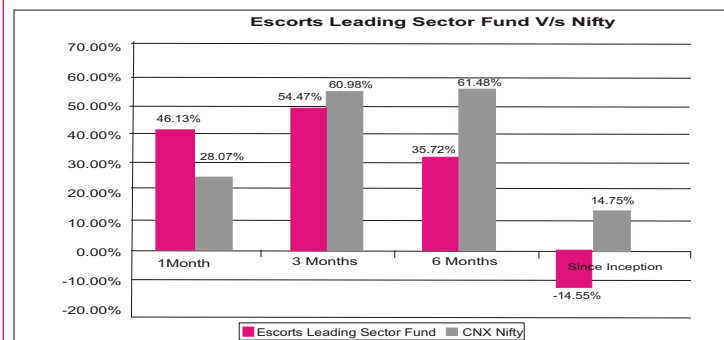
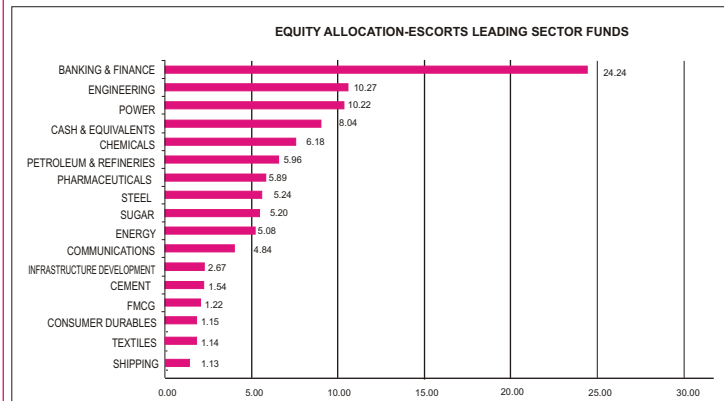
NAME	% TO NAV	NAME	% TO NAV
1 Mahanagar Telephone Nigam Ltd.	5.15	23 NIIT Technologies Ltd.	1.62
2 Andhra Bank Ltd.	4.69	24 Bartonics India Ltd.	1.62
3 LIC Housing Finance Ltd.	3.91	25 Bajaj Hind. Ltd.	1.49
4 Aрева T&D Ltd.	3.89	26 Gas Authority Of India Ltd.	1.48
5 United Spirits Ltd.	3.11	27 HCL Infosys Ltd.	1.45
6 Infosys Technologies Ltd.	2.78	28 Shree Renuka Sugars Ltd.	1.25
7 State Bank Of India Ltd.	2.77	29 HCL Technologies Ltd.	1.25
8 Tata Chemicals Ltd.	2.69	30 Castrol India Ltd.	1.25
9 Union Bank of India	2.54	31 Balrampur Chini Mills Ltd.	1.24
10 Punjab National Bank	2.49	32 Power Finance Corporation Ltd.	1.20
11 Gujrat Narmada Valley Fertilizers Co.	2.32	33 Dena Bank Ltd.	1.17
12 The Great Eastern Shipping Co. Ltd.	2.28	34 Tata Coffee Ltd.	1.11
13 ACC Ltd.	2.23	35 The Dhampur Sugar Mills Ltd.	0.89
14 Vijaya Bank	2.00	36 Ocl Iron & Steel Ltd.	0.42
15 Cipla India Ltd.	1.93	37 Heritage Foods (India) Ltd.	0.13
16 Allahabad Bank Ltd.	1.83	38 Land Development Co. Ltd.	0.03
17 Hindustan Construction Co. Ltd.	1.83	<b>Total Equity</b>	<b>74.70</b>
18 ITC Ltd.	1.82	39 0.19% Frb 2015	0.18
19 Suzlon Energy Ltd.	1.82	<b>Total Government Securities</b>	<b>0.18</b>
20 Tata Tea Ltd.	1.71	40 Birla Global Finance Ltd.	0.93
21 Indian Overseas Bank	1.69	41 L&T Finance Ltd.	4.11
22 Rural Electrification Corporation Ltd.	1.63	42 Net Current Assets	11.04
		<b>Total Net Assets</b>	<b>100.00</b>

## ESCORTS LEADING SECTORS FUND

**Investment Objective**: To Provide capital appreciation or income distribution by investing in companies from Leading Sectors, depending upon their growth prospects and sustainability of future earnings growth.

### SCHEME DETAILS

Load & Investment Amount	Amount	NAV as on 29-05-2009	
Entry Load	2.25%	Growth	8.6676
Exit Load	1% if exit<=6months, 0.5% if exit>6months & <=1year	Dividend	8.6680
Min. Inv.	Rs 5000	Bonus	-



### PORTFOLIO AS ON 29<sup>TH</sup> MAY 2009

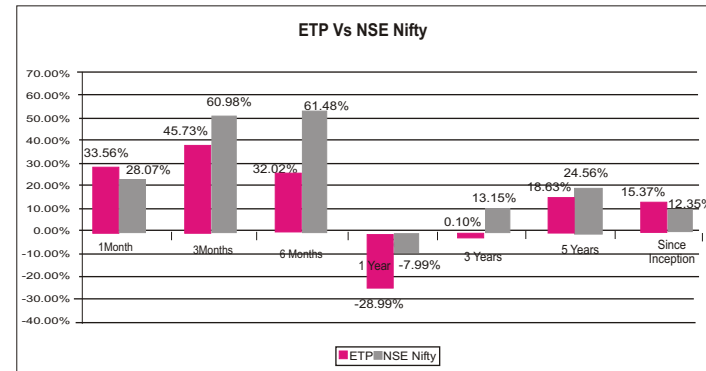
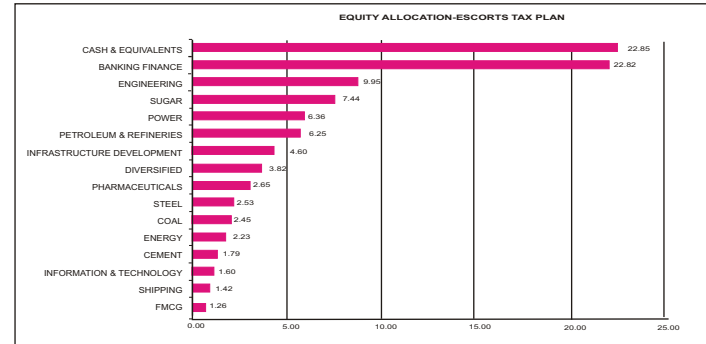
NAME	% TO NAV	NAME	% TO NAV
1 Aрева T&D Ltd.	5.51	25 Oil & Natural Gas Corporation Ltd.	1.56
2 Reliance Energy Ltd.	5.08	26 India Cements Ltd.	1.54
3 L&T Ltd.	3.73	27 Balmampur Chini Mills Ltd.	1.51
4 Indian Overseas Bank	3.64	28 Onmobile Global Ltd.	1.49
5 IDEA Cellular Ltd.	3.36	29 Cipla India Ltd.	1.48
6 Aban Offshore Ltd.	3.01	30 Venus Remedies Ltd.	1.45
7 Voltamp Transformers Ltd.	2.88	31 Praj Industries Ltd.	1.45
8 KEC International Ltd.	2.76	32 Gas Authority of India Ltd.	1.40
9 Indian Bank Ltd.	2.74	33 Bajaj Hind. Ltd.	1.32
10 Tata Iron & Steel Co.	2.70	34 Canara Bank	1.32
11 State Bank Of India Ltd.	2.49	35 Gujrat Narmada Valley Fertilizers Co.	1.25
12 Power Trading Corporation Ltd.	2.46	36 ITC Ltd.	1.22
13 Tata Chemicals Ltd.	2.45	37 The Dhampur Sugar Mills Ltd.	1.20
14 HDFC Bank Ltd.	2.40	38 Shree Renuka Sugars Ltd.	1.18
15 Allahabad Bank Ltd.	2.29	39 Videocon Industries Ltd.	1.15
16 Punjab National Bank	2.23	40 Arvind Mills Ltd.	1.14
17 Action Construction Equipment Ltd.	2.21	41 The Great Eastern Shipping Co. Ltd.	1.13
18 IDFC	2.07	42 Dabur India Ltd.	1.10
19 Rural Electrification Corporation Ltd.	1.95	43 Inrci Infrastructure & Project Ltd.	1.09
20 Ranbaxy Laboratories Ltd.	1.85	44 City Union Bank Ltd.	0.97
21 Steel Authority of India Ltd.	1.72	45 Chambal Fertilizers & Chemicals Ltd.	0.85
22 Union Bank of India	1.64	46 Ispat Industries Ltd.	0.82
23 United Phosphorus Ltd.	1.63	<b>Total Equity</b>	<b>91.96</b>
24 Hindustan Construction Co. Ltd.	1.57	47 Net Current Assets	8.04
		<b>Total Net Assets</b>	<b>100.00</b>

## ESCORTS TAX PLAN

**Investment Objective:** The scheme aims to achieve long-term capital appreciation by maintaining diversified portfolios of equities across sectors. Investments are made essentially in large cap stocks. Mid Cap companies with proven fundamentals and having potential to outperform the market are also chosen for investments.

### SCHEME DETAILS

Load & Investment Amount				NAV as on 29-05-2009		
Entry Load	2.25%			Growth	37.1072	
Exit Load	Nil			Dividend	8.7041	
Min. Inv.	Rs 500			Bonus	-	
Dividend	Mar'04	Mar'05	Mar'06	Mar'07	Mar'08	
Rate	80%	30%	35%	25%	30%	



### PORTFOLIO AS ON 29<sup>TH</sup> MAY 2009

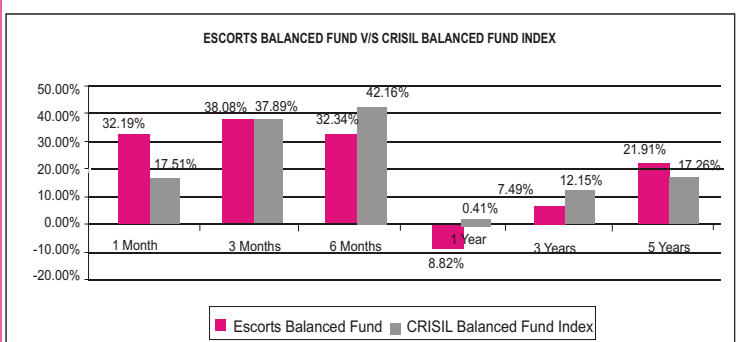
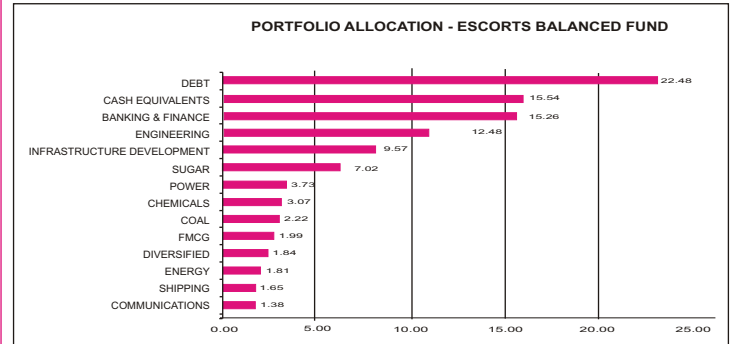
NAME	% TO NAV	NAME	% TO NAV
1 Aban Offshore Ltd.	3.10	24 Union Bank of India	1.87
2 Andhra Bank Ltd.	3.03	25 Reliance Industries Ltd.	1.81
3 Power Trading Corp.Ltd.	2.74	26 HDFC Bank Ltd.	1.81
4 Hindustan Construction Co. Ltd.	2.70	27 ACC Ltd.	1.79
5 Larsen & Toubro Ltd.	2.56	28 Apar Industries Ltd.	1.59
6 Rural Electrification Corp. Ltd.	2.51	29 Tata Iron & Steel Co. Ltd.	1.57
7 Gas Authority Of India Ltd.	2.46	30 Bharat Earth Movers Ltd.	1.46
8 Gujarat NRE Coke Ltd.	2.45	31 The Great Indian Eastern Shipping Co. Ltd.	1.42
9 Bajaj Hind. Ltd.	2.33	32 Indian Bank Ltd.	1.41
10 Power Finance Corp. Ltd.	2.27	33 Cipla India Ltd.	1.37
11 Areva T&D Ltd.	2.23	34 State Bank Of India Ltd.	1.28
12 Suzlon Energy Ltd.	2.22	35 Ranbaxy Laboratories Ltd.	1.27
13 Axis Bank Ltd.	2.22	36 ITC Ltd.	1.26
14 Punjab National Bank	2.14	37 The Dhamrup Sugar Mills Ltd.	1.10
15 Indian Overseas Bank Ltd.	2.08	38 Jindal Steel & Power Ltd.	0.95
16 Voltamp Transformers Ltd.	2.03	39 Omnitel Infosolutions Ltd.	0.85
17 Shree Renuka Sugars Ltd.	2.02	40 NIIT Technologies Ltd.	0.75
18 Titagarh Wagons Ltd.	2.02	41 Indian Oil Corporation Ltd.	0.69
19 Karuturi Networks Ltd.	2.00		
20 Balrampur Chini Mills Ltd.	1.99	<b>Total Equity</b>	<b>77.15</b>
21 Canara Bank Ltd.	1.94	<b>Net Current Assets</b>	<b>22.85</b>
22 Jai Prakash Associates Ltd.	1.90	<b>Total Net Assets</b>	<b>100.00</b>
23 Kalindee Rail Nirmaan (Eng'R.) Ltd.	1.88		

## ESCORTS BALANCED FUND

**Investment Objective:** An open-ended balanced scheme, with the investment objective to generate long term capital appreciation and current income from a portfolio of equity & fixed-income securities.

### SCHEME DETAILS

Load & Investment Amount				NAV as on 29-05-2009		
Entry Load	2.25%			Growth	50.6440	
Exit Load	Nil			Dividend	11.3157	
Min. Inv.	Rs 1000			Bonus	-	
Dividend	Mar'02	Dec'03	Mar'05	Mar'06	Mar'07	Mar'08
Rate	10%	45%	70%	40%	20%	30%



### PORTFOLIO AS ON 29<sup>TH</sup> MAY 2009

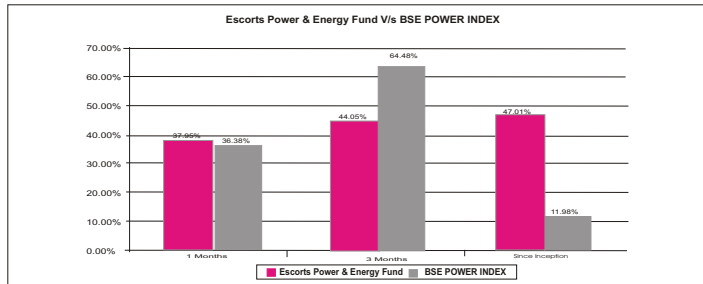
NAME	% TO NAV	NAME	% TO NAV
1 Jyoti Structures Ltd.	3.75	20 ABB Ltd.	1.79
2 Allahabad Bank	2.79	21 National Thermal Power Corp. Ltd.	1.74
3 Bank of India	2.73	22 Shree Renuka Sugars Ltd.	1.72
4 Andhra Bank	2.46	23 Gujarat Narmada Valley Fertilizers Co.	1.67
5 Bharat Earth Movers Ltd.	2.44	24 The Great Eastern Shipping Co.	1.65
6 Punj Lloyd Ltd.	2.31	25 HDFC Bank Ltd.	1.64
7 L&T Ltd.	2.27	26 Kalindee Rail Nirmaan (Engineers) Ltd.	1.60
8 Balrampur Chini Mills Ltd.	2.26	27 HCC Ltd.	1.53
9 Gujarat NRE Coke Ltd.	2.22	28 Tata Chemicals Ltd.	1.40
10 Indian Bank	2.22	29 IDEA Cellular Ltd.	1.36
11 Jai Prakash Associates	2.16	30 Union Bank of India	1.33
12 Inrc Infrastructure & Project Ltd.	2.13	31 The Dhamrup Sugar Mills Ltd.	0.97
13 Power Trading Corporation Ltd.	2.09	<b>Total Equity</b>	<b>61.98</b>
14 Bajaj Hind. Ltd.	2.07	<b>ICICI</b>	<b>2.76</b>
15 Titagarh Wagons Ltd.	2.04	<b>Total Bonds</b>	<b>2.76</b>
16 ITC Ltd.	1.99	33 Birla Global Finance Ltd.	19.72
17 Areva T&D India Ltd.	1.98	<b>Total Commercial Paper</b>	<b>19.72</b>
18 Reliance Industries Ltd.	1.84	<b>Net Current Assets</b>	<b>15.54</b>
19 Suzlon Energy Ltd.	1.81	<b>Total Net Assets</b>	<b>100.00</b>

## ESCORTS POWER & ENERGY FUND

**Investment Objective :** To Provide income distribution and/or medium to long term capital gains by investing predominantly in equity/equity-related instruments of the companies in the Power/Energy Sector and/or Debt/Money-Market instruments.

### SCHEME DETAILS

Load & Investment Amount	NAV as on 29-05-2009		
<b>Entry Load</b>	<b>2.25%</b>	Growth	14.7007
<b>Exit Load</b>	1% if exit<=6months, 0.5% if exit>6months & <=1year	Dividend	14.6860
<b>Min. Inv.</b>	Rs. 1000	Bonus	-



### PORTFOLIO AS ON 29<sup>TH</sup> MAY 2009

NAME	% TO NAV	NAME	% TO NAV
1. 0.19% FRP 2015	11.13	9 Tata Power Ltd.	5.46
2 Gvk Power & Infrastructure Ltd.	9.74	10 Power Grid Corporation Ltd.	5.38
3 Voltamp Transformers Ltd.	9.06	11 National Thermal Power Corp. Ltd.	4.58
4 Kec International Ltd.	8.83	12 Areva T&D India Ltd.	4.23
5 Crompton Greaves Ltd.	6.70	13 Voltas Ltd.	4.19
6 Power Finance Corporation Ltd.	6.59	14 Godavari Power & Ispat Ltd.	3.89
7 Rural Electrification Corporation Ltd.	6.23	<b>Total Equity Shares</b>	<b>80.38</b>
8 Power Trading Corporation Ltd.	5.50	15 Net Current Assets (Liability)	7.89

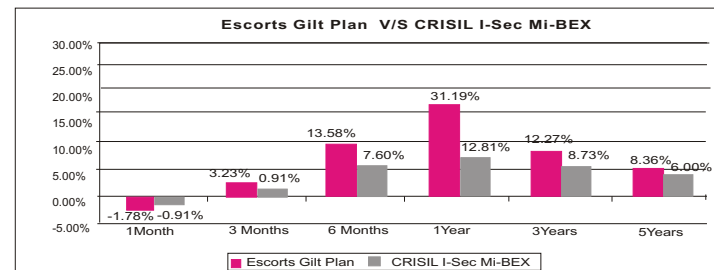
## ESCORTS GILT PLAN

**Investment Objective :** The Scheme will invest in risk free government securities to provide capital appreciation and superior returns by minimizing interest rate risk and actively managing portfolio maturity.

### SCHEME DETAILS

Load/Inv. Amt	Option-A	Option-B	NAV as on 29-05-2009	
<b>Entry Load</b>	Nil	Nil	Growth	20.3582
<b>Exit Load</b>	CDSL*	Nil	Dividend	18.5809
<b>Min. Inv.</b>	Rs 1000	Rs 10000	Bonus	-
<b>Dividend</b>	Sep'01	Dec'01	Mar'02	
<b>Rate</b>	30.00%	30.00%	20.00%	

\*0.75% if exit <=3months, 0.5%>3months & <=6months, 0.25%>6months & <=9months.



### PORTFOLIO AS ON 29<sup>TH</sup> MAY 2009

NAME	% TO NAV
1 8.23% GOI FCI	94.99
2 6.20% TNSDL 2015	0.01
Total Government Securities	94.99
3 Net Current Assets	5.01
<b>4 Total Net Assets</b>	<b>100.00</b>



## ESCORTS MUTUAL FUND

11, Scindia House, Connaught Place, New Delhi-110001  
Tel.:(Direct) 91-11 43587415, 43587420 Fax: 91-11-43587436  
Visit us at : [www.escortsmutual.com](http://www.escortsmutual.com), [help@escortsmutual.com](mailto:help@escortsmutual.com)

### WHERE TO REACH US

**Agra:** 9837891777, 9897072526, **Ahmadabad:** 602, 6th Floor Sakar 5 Behind Natraj Cinema Ashram Road Ahmedabad-380014 Tel- 9327050566,9879134342,079-26582036. **Allahabad:** 132 B/28, Anant Raj Plaza Complex, Shop-6, MG Rd. Allahabad, Pin:211001 Tel-9838037901, 0532-2424108, **Bangalore**.-Unit No-401 4th Floor No 12 Richmond Tower Richmond Road Bangalore- 560025 Tel-080-22075106, **Bhopal:** Mob.: 9303460739, **Bhuwaneshwar:** Arihant Plaza, Shop No.6 Ground Floor,B-50, Shaheed Nagar, Bhuwaneshwar (Orissa)-7511007 Tel- 9861090234,0674-2540106, **Bokaro:**Sector1CQr No 178 Bokaro Steel City Jharkhand-827001 Tel-9334171028,9835772583 **Chandigarh:** SCO-50-51,1st Floor Sector-17A Chandigarh-160017, Tel-0172-5078628,**Delhi:**11Scindia House Connaught Place K G Marg, New Delhi-110001 Tel-9350004359, 9971811169, 43587420, 43587415 **Dehradun:** Shop No. 23, 1st Floor, Rohini Plaza, 11-E,Rajpur Road, Dehra Dun-248001 Tel.-9927700144 **Faridabad:** Post Office, Escorts Nagar, Building, 1st Floor, Near Escorts Plant-1, Main Mathura road, Faridabad, Pin: 121005, Tel- 9873180688, **Gurgaon:** 9873180688, 9899431879, **Ghaziabad:** 9873180688, 9718316562 **Jaipur:** 2nd floor, Kataria Bhawan, M I Road, Jaipur-302001, Tel-9314519533, **Jamshedpur:**Kamani Centre Shop No-119 Third Floor Bistupur Jamshedpur-831001 Tel-9709169223,0657-2321909, **Jodhpur:** Exchange Building Shop No 17-B 18 MezzanineFirst Floor First Chopasani Road JodhpurTel-9829212716,0291-2652716, **Kanpur** Office No-311 Third Floor Kan Chambers 14/113 Civil Lines Kanpur-208001 Tel-9838427271,0512-2367927 **Karnal** -SCO 363 Mugal Kanal Market Tel - 09255734734. **Kolkata:**Crescent tower First Floor 229 AJC Bose Road Kolkata-700020 Tel.033-40036013. **Lucknow:** Chitrahra Second Floor 3 Nawal Kishore Road Lucknow-226001 Tel 9839107801, 9918101099, 0522-3261208, **Mumbai:**Room No 1B -1 Mezzanine Level 20 Raja Bahadur Mansion Amba Doshi Marg Hamam Street Benind BSE Fort Mumbai-400023 Tel-022-22626595, **Nagpur:**PMR Business Centre,Office-203, 2nd Floor, Laxmi Bhwan square, Dharmapeth, Nagpur, Pin: 440010,Tel-9881122258, **Noida:** Shop No.76, 1st Floor, Ansal Fortune Arcade, Sector 18, Noida, Pin: 201301 Tel-9899431879, 9873180688, **Patna:**114-B Ashoka Place Exhibition Road Patna-800001 Tel-9835066510, 9334179682, 9308398877,0612-2500340, **Pune:** Global Trade Centre, Office No.8, 1/1, Rambaug Colony, LBS road, Navi Peth Pune-411030, Tel-9890809099, 9890571038,020-24335460, **Siliguri:** Tel-9933049191,9832007082, **Vadodra:** Siddharth Complex, Office No. 215, 2nd Floor, RC Dutta Road, Vadodra Pin: 390007,Vadodra Tel-9327050566,9974144904, **Varanasi:**B-21/2A, Chinatown Complex, Kamaksha, Nr. Rathyatra Crossing, Varanasi, Pin: 221010 Tel: 9839125720, 0542-2400954.

**Disclaimer:** Opinions expressed are subject to change without notice. This report is informative only and under no circumstances is to be used or considered as an offer to sell or solicitation of an offer to buy any security. The AMC/Trustees accept no liability whatsoever for any direct or consequential loss arising from any use of this fund fact sheet or further communication given in relation to this fund fact sheet.

**Statutory Details:** Escorts Mutual Fund has been constituted as Trust under the Indian Trusts Act, 1982 with Escorts Finance Limited as its Sponsor/settler and Escorts Investment Trust Limited as its sole Trustee. Escorts Asset Management Limited has been incorporated under the provisions of the Companies Act, 1956 and has been appointed as the Investment Manager of Escorts Mutual Fund.

**Risk Factors:** All Mutual Funds and securities investments are subject to market risks and there is no assurance and no guarantee that the Fund's objectives will be achieved. As with any investment in stocks and shares, the Net Asset Value (NAV) of the Units issued under the Scheme can go up or down depending on the factors and forces affecting the capital markets. The names of the schemes do not in any manner indicate either the quality of the schemes or their future prospects of returns. Past performance of the Sponsor/Mutual Fund does not guarantee the future performance of the Schemes of the Mutual Fund. Please read the Offer Document before investing.



