



ESCORTS MUTUAL FUND

Fact Sheet

May 2010

Debt Market Update:

The global economy continues to recover amidst ongoing policy support and improving financial market conditions. It continues to face several challenges such as high levels of unemployment which is close to 10 per cent in the US and inflation. Core measures of inflation in EMEs especially in Asia, have also been rising. Amongst EMEs, china continues to grow at rapid pace, led mainly by domestic demand. This has prompted central banks in some EMEs to begin phasing out their accommodative monetary policies in order to protect from downside risk to growth. However, the developments on the inflation front are worrisome. Globally headline inflation rate rose between November 2009 and January 2010, softened in Feb. 2010 on account of moderation of food, metal and crude prices and again rose marginally in some major economies in March 2010. The headline inflation, a measure by WPI, accelerated from 0.5 per cent in September 2009 to 9.90 per cent in April 2010, exceeding the RBI's baseline projection of 8.5 per cent for March 2010. Therefore, in order to anchor inflation and inflationary expectation RBI has increased Repo rate, Reverse Repo rate and Cash reserve ratio by 25 basis points each in annual policy statement announced on 20th April 2010. 10-yr GOI benchmark bond yield as on 30th April 2010 settled at 8.09 per cent comparing to last month of 7.85 per cent mark, while new 10-yr GOI benchmark bond cut-off yield stood at 7.85 per cent. Liquidity has tightened a little bit, as call rate move northwards from their previous month level of 3.00-3.25 to 3.50-3.75 percent.

The Reserve Bank had projected the real GDP growth for 2009-10 at 7.5 percent. The advance estimates released by the Central Statistical Organization (CSO) in early February 2010 placed the real GDP growth during 2009-10 at 7.2 per cent. The final real GDP growth for 2009-10 may settle near to 7.5 per cent and 8.0 per cent for 2010-11. Therefore it has become inevitable for RBI to address inflation in order to maintain growth momentum. Though, much will depend upon normal monsoon, movement in food prices, commodity prices and international crude oil price as well.

Equity Market Update

Overview: The BSE Sensex closed at 17558, up 31 points (+0.18%), and Nifty was at 5278, up 29 points (+0.5%) as on 30, April' 10. Likely, Mid-cap index closed at 7184, up 378 points (+5.6%), while Small-cap index ended at 9207, up 710 points (+8.35%). BSE Bankex (+4.7%), BSE Auto (+1.68%), BSE CD (+10%) BSE FMCG (+1.65%) and BSE POWER (+2.75) outperformed Benchmark indices SENSEX & NIFTY, while BSE Metal, CG, and OIL & GAS were among underperformers. FII's continued to be the net buyer to the tune of Rs 9361.30 cr in April'10. Domestic Institutions (Mutual Funds) turned to be net seller to the tune of Rs 1410.40 cr worth.

The Index of Industrial Production (IIP) continues to grow at over 15 per cent year-on-year (February 2010). The growth rate was below market estimates of 16 per cent due to a slower electricity growth and other seasonal factors. However, consumer durables are showing strong growth of 10 per cent reflecting higher consumer confidence and increase spending. Analysts peg year-end IIP numbers at 10.5 per cent and expect it to grow 14-16 per cent over the next few months. Thus, the RBI find few reasons to raise the key policy rate by 25 basis point on April 20 in its annual monetary policy review to meet soaring inflation.

Outlook: Indian Equity market seem to be bullish with some consolidation mode on the back of booming growth rate, pick up in investment activity by corporate, lower expected food price index due to good rabi crop and normal monsoon forecast. On The global front, US and Japan central banks keeping its brownning rate close to zero, favors global carry trade inflow to developing country like India. On the other hand investor need to be cautious with Greece crisis mounting up which might spreading to other countries in eurozone which make FII's sentiments weak if not bailed by European Union and IMF.

For the coming week, Global cues would be the drivers of the Trend, optimism hones from the declining trend in Inflation. The Food inflation has declined to 16.61% for the week ended April 17 from 17.65% a week ago while the FM expressed optimism that the general price level in the economy is likely to move southwards in the coming months. Moreover, he expects the Indian economy to grow at 8.5% in the current fiscal and could touch 9% in FY12.

ESCORTS OPPORTUNITIES FUND

Investment Objective: The scheme seeks stable and regular income through an actively managed portfolio of stocks, bonds and money market instruments. The asset allocation is dynamically planned to capture the best of the opportunities in equity and debt. Exposure in equity is a blend of large and mid cap stocks, skewed largely towards the well-researched blue chips. In debt, the scheme invests mainly in Central and State Government debt papers besides PSUs and bank bonds. The highlight of the scheme is the extensive use of derivatives not only as a hedging tool but also in generating regular income, which in turn enhances the overall portfolio's risk-adjusted return.

SCHEME DETAILS

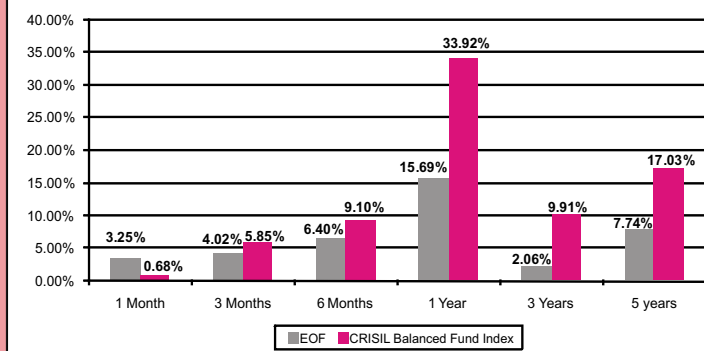
Load & Investment Amount		NAV as on 30-04-2010	
Entry Load	Nil	Growth	27.1718
Exit Load	1% if Exit<=1Year	Dividend	10.3197
Min. Inv.	Rs 1000 Growth/Div. Re-invest, Rs 30000 Div. Payout		
Dividend	Apr'02-Mar'06	Apr'06-Sep'07	Oct'07-Sep'08
Rate (%)	1.25 (47-Div.)	1.5 (18 Div.)	1.6 (12 Div.)
			Nov'08-Apr'10*
			Avg. 0.90 (13Div.)

*0.90% is the average of 13 Div. given during Nov'08-Apr'10. Last Div. given in Apr.'10 @0.859%

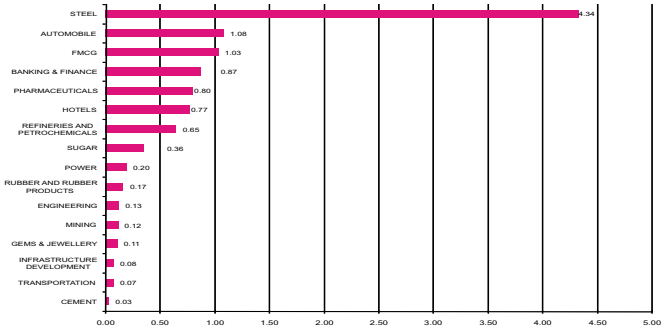
PORTFOLIO AS ON 30th APRIL 2010

NAME	% TO NAV	NAME	% TO NAV
1 Zee Entertainment Enterprises Ltd.	4.83	34 FDC Ltd.	0.02
2 Kalyani Steel Ltd.	3.45	35 Fem Care Pharma Ltd.	0.02
3 Zee News Ltd.	2.19	36 GVK Power & Infrastructure Ltd.	0.02
4 Hero Honda Motors Ltd.	1.08	Total Equity	18.17
5 Surana Industries Ltd.	0.88	37 Power Finance Corporation	6.88
6 ITC Ltd.	0.79	38 Exim Bank	6.75
7 Bank of India	0.58	39 Rural Electricity Corporation	6.60
8 Southern Petrochemicals Ltd.	0.48	40 HUDCO	3.81
9 Cipla India Ltd.	0.37	41 APSPFC	3.36
10 Infomedia 18 Ltd.	0.34	42 State Bank of Travancore	3.27
11 Ranbaxy Laboratories Ltd.	0.26	43 ICICI Home Finance	2.89
12 Asian Hotels Ltd.	0.26	44 Tata Sons Ltd.	2.73
13 Chillwinds Hotels Ltd.	0.26	45 RSEB	1.98
14 Vardhman Hotels Ltd.	0.26	46 APWRDC	1.03
15 Colgate Palmolive Ltd.	0.24	47 ICICI Bank	1.01
16 Shree Renuka Sugars Ltd.	0.20	48 Damodar Valley Corporation	0.66
17 Gas Authority Of India Ltd.	0.17	49 ICICI	0.25
18 Ceat Ltd.	0.17	Total Bonds	41.22
19 Kesar Enterprises Ltd.	0.16	50 LIC Housing Finance Ltd.	1.94
20 Elentias Beck India Ltd.	0.13	Total Non Convertible Debentures	1.94
21 The Jammu & Kashmir Bank Ltd.	0.12	51 APSPFC	2.15
22 Gujarat NRE Coke Ltd.	0.12	52 8.23% GOI FCI 2027	0.55
23 Sushish Diamonds Ltd.	0.11	53 0.19% FRB 2015	0.88
24 LIC Housing Finance Ltd.	0.09	54 GOI 11.03% 2012	0.13
25 Power Trading Corporation Ltd.	0.09	55 8.75% GOI	0.05
26 Areva T&D Ltd.	0.09	Total Government Securities	3.77
27 Divis Laboratories Ltd.	0.08	56 Monnet Ispat & Energy Ltd.	5.50
28 Supreme Infrastructure India Ltd.	0.08	57 Fullerton India Credit Co. Ltd.	3.78
29 IL&FS Transportation Networks Ltd.	0.07	Total Commercial Paper	9.28
30 JHS Svenguard Laboratories Ltd.	0.05	58 Net Current Assets	25.62
31 The South Indian Bank Ltd.	0.05	Total Investments	100.00
32 Sanghi Industries Ltd.	0.03		
33 ING Vyasa Bank Ltd.	0.02		

Escorts Opportunities Fund Vs Crisil Balanced Fund Index



PORTFOLIO ALLOCATION - ESCORTS OPPORTUNITIES FUND



ESCORTS INCOME PLAN

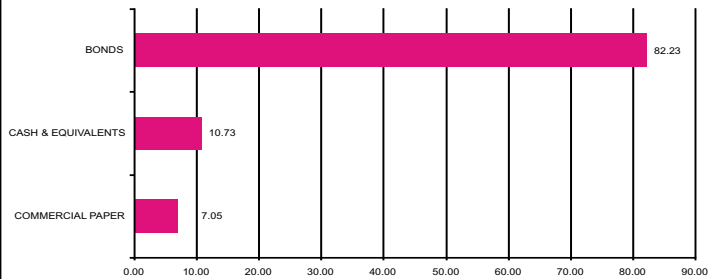
Investment Objective: The primary focus of the scheme is to preserve capital and to provide steady returns. Investments are made mainly in papers issued and/or guaranteed by central/state governments, the endeavor at all times being to reduce volatility caused by interest rate movements.

SCHEME DETAILS

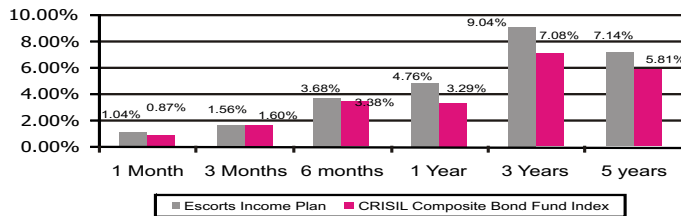
Load & Investment Amount		NAV as on 30-04-2010	
Entry Load	Nil	Growth	29.5091
Exit Load	0.50% if exit <= 6 months	Dividend	11.1928
Min. Inv.	Rs 1000	Bonus	15.5379

124th monthly dividend given during Apr.'10 @ 0.70%

PORTFOLIO ALLOCATION- ESCORTS INCOME PLAN



Escorts Income Plan V/s CRISIL Composite Bond Fund Index



PORTFOLIO AS ON 30TH APRIL 2010

NAME	% OF NAV	NAME	% OF NAV
1 RECL	22.58	Commercial Paper	
2 Tata Sons Ltd.	17.97	6 Monnett Ispat & Energy Ltd.	7.05
3 ICIJ Home Finance	17.30	Total Commercial Paper	7.05
4 ICIJ Bank	12.31	8 Net Current Assets	10.73
5 SBI	12.08	9 Total Investments	100.00
Total Bonds	82.23		

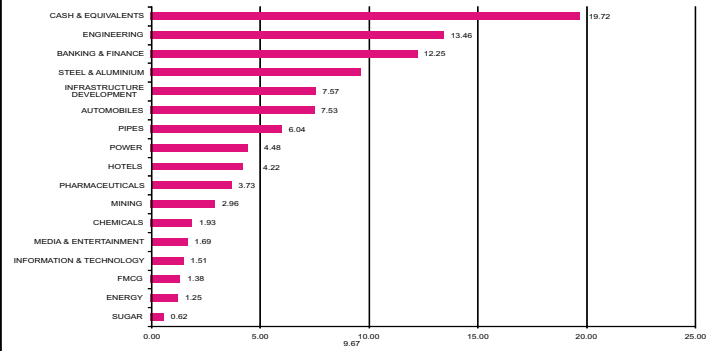
ESCORTS GROWTH PLAN

Investment Objective : The scheme invests in well-researched stocks with a judicious mix of Large Cap and Mid Cap. Special emphasis is made to discover and invest in undervalued stocks with potential to outperform index on its own business strength at any given time. Due care is also taken to diversify the portfolio across sectors and stocks.

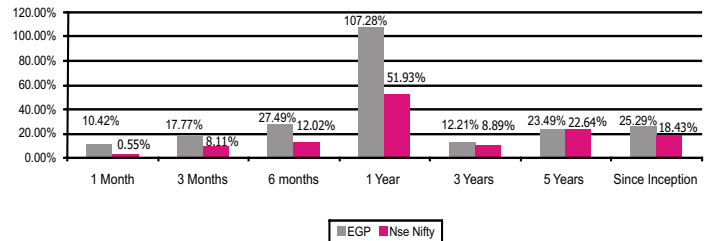
SCHEME DETAILS

Load & Investment Amount			Nav as on 30-04-2010		
Entry Load	Nil		Growth	77.4286	
Exit Load	1% if exit <= 1 Year		Dividend	14.8666	
Min. Inv.	Rs. 1000				
Dividend	Dec'03	Mar'05	Mar'06	Mar'07	Mar'08
Rate %	80	40	50	30	30

EQUITY ALLOCATION - ESCORTS GROWTH PLAN



EGP Vs NSE Nifty



PORTFOLIO AS ON 30TH APRIL 2010

NAME	% TO NAV	NAME	% TO NAV
1 Kalyani Steel Ltd.	9.67	20 Asian Hotels Ltd.	1.52
2 Monally Bharat Engineering Co. Ltd.	4.85	21 Allied Digital Services Ltd.	1.51
3 Tata Motors Ltd.	4.83	22 IRB Infrastructure Developers Ltd.	1.46
4 LIC Housing Finance Ltd.	4.61	23 Mcleod Russel India Ltd.	1.38
5 Hindustan Dorr-Oliver Ltd.	4.19	24 Chillwinds Hotels Ltd.	1.35
6 The Jammu & Kashmir Bank Ltd.	4.11	25 Vardhman Hotels Ltd.	1.35
7 Maharashtra Seamless Ltd.	3.56	26 Ranbaxy Laboratories Ltd.	1.34
8 HBL Power Systems Ltd.	3.18	27 Godawari Power & Ispat Ltd.	1.30
9 Gujrat NRE Coke Ltd.	2.96	28 IDBI	1.27
10 Hero Honda Motors Ltd.	2.70	29 Suzlon Energy Ltd.	1.25
11 PSL Ltd.	2.48	30 Marg Constructions Ltd.	1.24
12 Glenmark Pharmaceuticals Ltd.	2.39	31 Supreme Infrastructure India Ltd.	0.68
13 Nagarjuna Construction Co. Ltd.	2.32	32 Punj Lloyd Ltd.	0.67
14 Indian Bank Ltd.	2.27	33 Simbhaoli Sugar Ltd.	0.62
15 Mazda Ltd.	2.14	34 Fem Care Pharma Ltd.	0.01
16 Unichem Laboratories Ltd.	1.93	Total Equity	80.28
17 Jai Prakash Associates Ltd.	1.87	35 Net Current Assets	19.72
18 Zee News Ltd.	1.69	Total Net Assets.00	100.00
19 Techno Electric & Engg. Co. Ltd.	1.60		

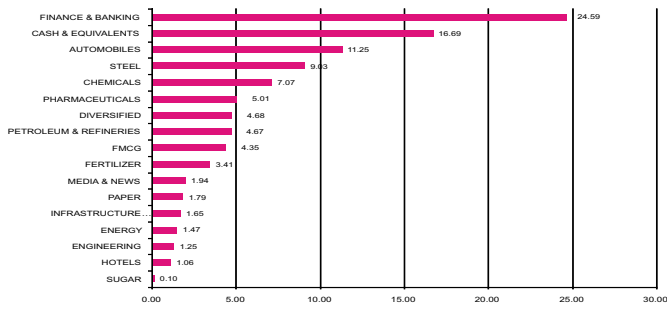
ESCORTS HIGH YIELD EQUITY PLAN

Investment Objective :To generate income by investing predominantly in well diversified portfolio of equity stocks providing high dividend yields. The scheme aims to generate regular returns and long term capital appreciation by investing in value stocks with stable high dividend yields.

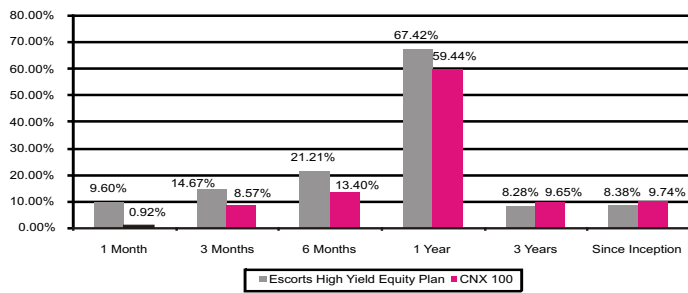
SCHEME DETAILS

Load & Investment Amount		Nav as on 30-04-2010	
Entry Load	Nil	Growth	13.0812
Exit Load	1% if exit <=1 Year	Dividend	11.5193
Min. Inv.	Rs. 1000	Bonus	13.1041
Dividend	Jun'07	Sep'07	Dec'07
Rate %	3	4	5
			Mar'08
			3

EQUITY ALLOCATION - ESCORTS HIGH YIELD EQUITY PLAN



Escorts High Yield Equity Plan V/s NSE CNX 100



PORTFOLIO AS ON 30TH APRIL 2010

NAME	% TO NAV	NAME	% TO NAV
1 Kalyani Steel Ltd.	5.93	20 Ashok Leyland Ltd.	2.13
2 TRF Ltd.	4.68	21 Tata Chemicals Ltd.	2.01
3 Indian Bank Ltd.	4.47	22 Zee News Ltd.	1.94
4 Andhra Bank Ltd.	3.75	23 Graphite India Ltd.	1.84
5 Oriental Bank of Commerce	3.42	24 Cadila Healthcare Ltd.	1.80
6 Gujrat Narmada Valley Fertilizers Co.	3.41	25 Orient Paper & Industries Ltd.	1.79
7 Tata Motors Ltd.	3.41	26 Gujrat State Petronet Ltd.	1.62
8 Unichem Laboratories Ltd.	3.23	27 IVRCL Infrastructure & Project Ltd.	1.55
9 FDC Ltd.	3.20	28 Tata Tea Ltd.	1.49
10 SAIL	3.10	29 Suzlon Energy Ltd.	1.47
11 Gas Authority of India Ltd.	3.04	30 TIL Ltd.	1.25
12 Hero Honda Motors Ltd.	2.99	31 Chillwinds Hotels Ltd.	0.53
13 Hindustan Lever Ltd.	2.86	32 Vardhman Hotels Ltd.	0.53
14 GIC Housing Finance Ltd.	2.83	33 Shree Renuka Sugars Ltd.	0.10
15 Maruti Udyog Ltd.	2.72	34 Land Development Co. Ltd.	0.10
16 Vijaya Bank	2.66	Total Equity	83.31
17 ING Vyasa Bank Ltd.	2.66	35 Net Current Assets	16.69
18 The Federal Bank Ltd.	2.65	36 Total Net Assets	100.00
19 The Jammu & Kashmir Bank Ltd.	2.14		

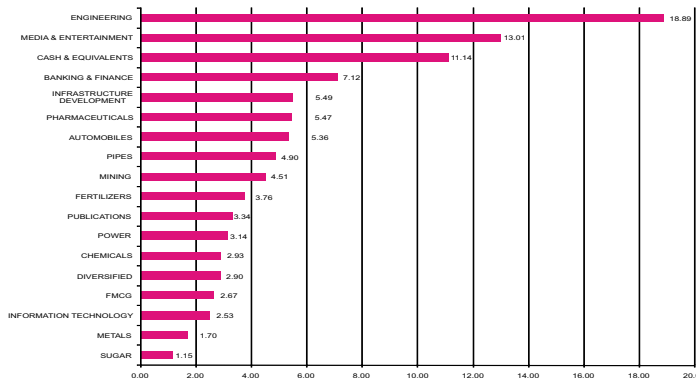
ESCORTS LEADING SECTORS FUND

Investment Objective: To Provide capital appreciation or income distribution by investing in companies from Leading Sectors, depending upon their growth prospects and sustainability of future earnings growth.

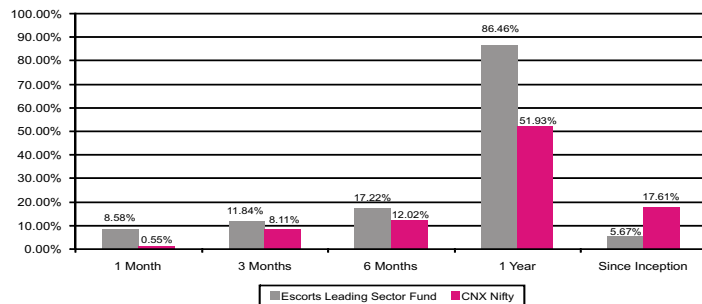
SCHEME DETAILS

Load & Investment Amount		Nav as on 30-04-2010	
Entry Load	Nil	Growth	11.0594
Exit Load	1% if exit <=1 Year	Dividend	11.0594
Min. Inv.	Rs. 1000		

EQUITY ALLOCATION - ESCORTS LEADING SECTORS FUND



Escorts Leading Sectors Fund V/s Nifty



PORTFOLIO AS ON 30TH APRIL 2010

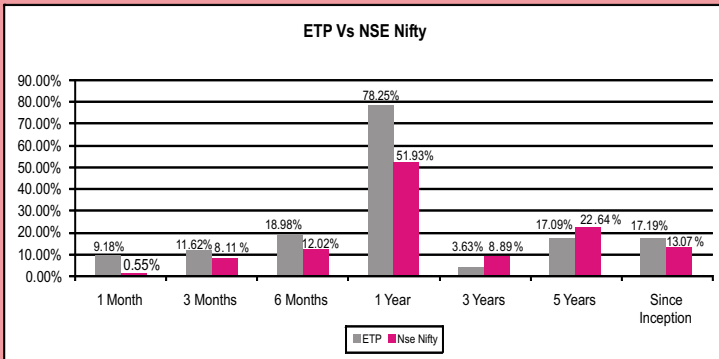
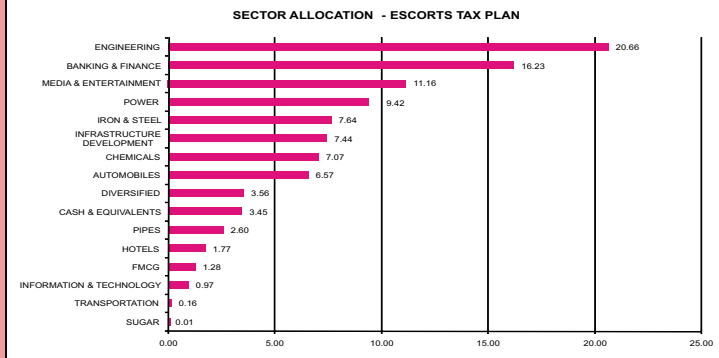
NAME	% TO NAV	NAME	% TO NAV
1 Zee Entertainment Enterprises Ltd.	11.39	16 Indo Tech Transformers Ltd.	2.61
2 Tata Motors Ltd.	5.36	17 Satyam Computers Ltd.	2.53
3 Cummins India Ltd.	5.10	18 Venus Remedies Ltd.	2.52
4 Gujrat NRE Coke Ltd.	4.51	19 PSL Ltd.	2.47
5 Sunil Hitech Engineering Co. Ltd.	4.41	20 Techno Electric & Engineering Co.	2.45
6 Larsen & Toubro Ltd.	4.32	21 Welspun Gujrat Shahi Rohren Ltd.	2.43
7 The Federal Bank Ltd.	3.91	22 Power Finance Corp. Ltd.	1.92
8 IRB Infrastructure Developers Ltd.	3.87	23 Ratnamani Metals & Tubes Ltd.	1.70
9 Gujrat Narmada Valley Fertilizers Co.	3.76	24 Zee News Ltd.	1.63
10 Navneet Publications India Ltd.	3.34	25 Ivrc Infrastructure & Project Ltd.	1.62
11 Indian Bank Ltd.	3.21	26 Diamond Cable Ltd.	1.23
12 Dishman Pharma. and Chem. Ltd.	2.95	27 Shree Renuka Sugars Ltd.	1.15
13 Vivimed Labs. Ltd.	2.93	Total Equity	88.86
14 Sintex Industries Ltd.	2.90	28 Net Current Assets	11.14
15 Hindustan Lever Ltd.	2.67	Total Net Assets	100.00

ESCORTS TAX PLAN

Investment Objective : The scheme aims to achieve long-term capital appreciation by maintaining diversified portfolios of equities across sectors. Investments are made essentially in large cap stocks. Mid Cap companies with proven fundamentals and having potential to outperform the market are also chosen for investments.

SCHEME DETAILS

Load & Investment Amount			NAV as on 30-04-2010			
Entry Load	Nil		Growth		49.5228	
Exit Load	Nil		Dividend		11.6174	
Min. Inv.	Rs 500					
Dividend	Mar'04	Mar'05	Mar'06	Mar'07	Mar'08	
Rate(%)	80	30	35	25	30	



PORTFOLIO AS ON 30TH APRIL 2010

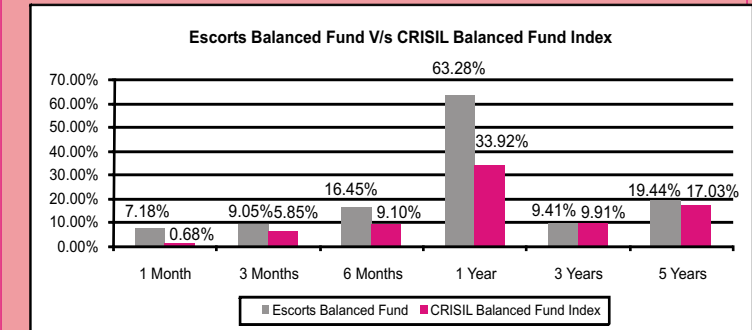
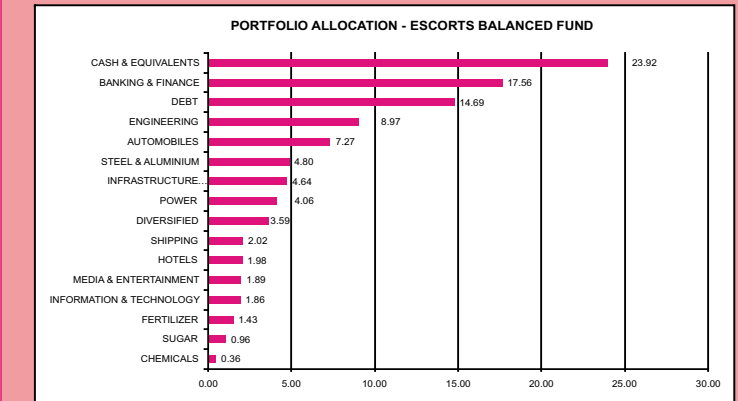
NAME	% TO NAV	NAME	% TO NAV
1 Tata Motors Ltd.	8.12	23 Ashok Leyland Ltd.	1.93
2 J. Kumar Infraprojects Ltd.	5.95	24 Asian Hotels Ltd.	0.64
3 Hero Honda Motors Ltd.	2.91	25 Apar Industries Ltd.	1.96
4 Kalyani Steel Ltd.	6.41	26 Jupiter Biosciences Ltd.	1.78
5 Larsen & Toubro Ltd.	3.55	27 Tilagarh Wagons Ltd.	1.57
6 Zee News Ltd.	1.66	28 Jai Prakash Associates	1.50
7 Oriental Bank of Commerce	3.59	29 GVK Power & Infrastructure Ltd.	1.37
8 Indian Bank Ltd.	3.43	30 Hindustan Lever Ltd.	1.28
9 Reliance Industries Ltd.	2.45	31 Tata Sponge Iron Ltd.	1.24
10 Mccally Bharat Engineering Co. Ltd.	2.92	32 Shree Renuka Sugars Ltd.	0.01
11 Axis Bank Ltd.	2.68	33 Kanuturi Networks Ltd.	1.11
12 Power Trading Corporation Ltd.	2.51	34 The Jammu & Kashmir Bank Ltd.	1.28
13 Punjab National Bank	2.46	35 The Federal Bank Ltd.	0.99
14 PSL Ltd.	2.60	36 Elenitas Beck India Ltd.	0.88
15 Power Finance Corporation Ltd.	2.37	37 Allied Digital Services Ltd.	0.97
16 Godawari Power & Ispat Ltd.	1.22	38 IL&FS Transportation Networks Ltd.	0.16
17 JBF Industries Ltd.	2.69	39 Chillwinds Hotels Ltd.	0.57
18 GEI Industrial Systems Ltd.	2.41	40 Vardhman Hotels Ltd.	0.57
19 Maruti Udyog Ltd.	1.73	41 Zee Entertainment Enterprises Ltd.	9.49
20 Sunil Hitech Engineering Ltd.	2.09	Total Equity	96.55
21 Unichem Laboratories Ltd.	1.72	Net Current Assets	3.45
22 The South Indian Bank Ltd.	1.80	Total - Net Assets	100.00

ESCORTS BALANCED FUND

Investment Objective: An open-ended balanced scheme, with the investment objective to generate long term capital appreciation and current income from a portfolio of equity & fixed-income securities.

SCHEME DETAILS

Load & Investment Amount			NAV as on 30-04-2010			
Entry Load	Nil		Growth		62.5571	
Exit Load	1% if exit <=1Year		Dividend		13.9768	
Min. Inv.	Rs 1000					
Dividend	Mar'02	Dec'03	Mar'05	Mar'06	Mar'07	Mar'08
Rate(%)	10	45	70	40	20	30



PORTFOLIO AS ON 30TH APRIL 2010

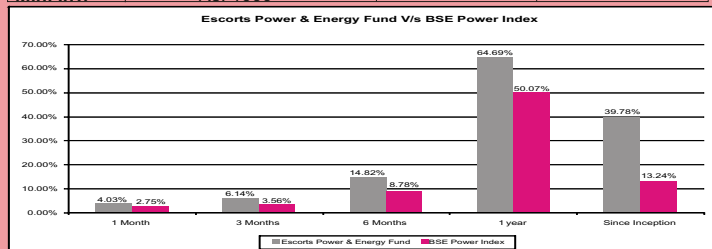
NAME	% TO NAV	NAME	% TO NAV
1 Indian Bank	6.13	19 Bank of India	1.55
2 Tata Motors Ltd.	5.31	20 Gujrat Narmada Valley Fertilizers Co.	1.43
3 Kalyani Steel Ltd.	4.80	21 Kalindee Rail Nirman (Engineers) Ltd.	1.35
4 Sunil Hitech Engineering Ltd.	4.32	22 Shree Renuka Sugars Ltd.	0.96
5 L&T Ltd.	3.30	23 TRF Ltd.	0.82
6 Union Bank of India	3.17	24 Asian Hotels Ltd.	0.71
7 IDFC Ltd.	2.90	25 Chillwinds Hotels Ltd.	0.63
8 Jyoti Structures Ltd.	2.85	26 Vardhman Hotels Ltd.	0.63
9 Sintex Industries Ltd.	2.76	27 Anu Laboratories Ltd.	0.36
10 Godavari Power & Ispat Ltd.	2.35	Total Equity	61.39
11 ING Vyasa Bank Ltd.	2.17	28 PFC	10.24
12 The Great Eastern Shipping Co.	2.02	29 ICICI	2.84
13 Hero Honda Motors Ltd.	1.95	Total Bonds	13.08
14 Zee News Ltd.	1.89	30 Monnet Ispat & Energy Ltd.	1.61
15 Bartonics India Ltd.	1.86	Total Commercial Paper	1.61
16 HCC Ltd.	1.79	31 Net Current Assets	23.92
17 Areva T&D India Ltd.	1.71	32 Total Net Assets	100.00
18 IDBI	1.63		

ESCORTS POWER & ENERGY FUND

Investment Objective : To Provide income distribution and/or medium to long term capital gains by investing predominantly in equity/equity-related instruments of the companies in the Power/Energy Sector and/or Debt/Money-Market instruments.

SCHEME DETAILS

Load & Investment Amount		NAV as on 30-04-2010	
Entry Load	Nil	Growth	17.5503
Exit Load	1% if exit <= 1 Year	Dividend	14.0744
Min. Inv.	Rs. 1000		



PORTFOLIO AS ON 30TH APRIL 2010

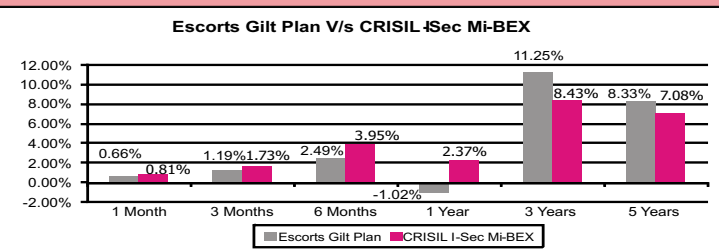
NAME	% TO NAV	NAME	% TO NAV
1 0.19% FRB 2015	2.42	21 Gujarat State Petronet Ltd.	1.98
Total Government Securities	2.42	22 Jindal Steel & Power Ltd.	1.96
2 Kalyani Steel Ltd.	5.56	23 Suzlon Energy Ltd.	1.95
3 Havells India Ltd.	4.39	24 Reliance Industries Ltd.	1.95
4 Hero Honda Motors Ltd.	4.33	25 BHEL	1.88
5 Crompton Greaves Ltd.	3.48	26 CESC Ltd.	1.84
6 Monthly Bharat Engineering Co.	3.25	27 L&T Ltd.	1.83
7 Jyoti Structures Ltd.	3.19	28 Power Grid Corporation Ltd.	1.66
8 Power Finance Corporation Ltd.	3.04	29 Zee Entertainment Enterprises Ltd.	1.61
9 KEC International Ltd.	2.88	30 Areva T&D Ltd.	1.54
10 Torrent Power Ltd.	2.75	31 BPCL	1.46
11 Siemens Healthcare Diagnostics Ltd.	2.72	32 Reliance Energy Ltd.	1.42
12 Voltas Ltd.	2.59	33 Genus Power & Infrastructure Ltd.	1.35
13 Gsk Power & Infrastructure Ltd.	2.55	34 Gujarat Apollo Industries Ltd.	1.32
14 Oil India Ltd.	2.53	35 Voltamp Transformers Ltd.	1.21
15 Gas Authority of India Ltd.	2.43	36 GMR Infrastructure Ltd.	1.01
16 Godavari Power & Ispat Ltd.	2.34	37 Bharat Bijlee Ltd.	0.94
17 Surana Industries Ltd.	2.21	38 Zee News Ltd.	0.39
18 Power Trading Corporation Ltd.	2.15	Total Equity Shares	83.84
19 Gujarat NRE Coke Ltd.	2.08	Net Current Assets	13.74
20 Techno Electric & Engineering Co. Ltd.	2.07	Total Net Assets	100.00

ESCORTS GILT PLAN

Investment Objective : The Scheme will invest in risk free government securities to provide capital appreciation and superior returns by minimizing interest rate risk and actively managing portfolio maturity.

SCHEME DETAILS

Load & Investment Amount		Nav as on 30-04-2010	
Entry Load	Nil	Growth	20.5166
Exit Load	0.50% if exit <=6months	Dividend	18.7267
Min. Inv.	Rs. 1000		
Dividend	Sep'01	Dec'01	Mar'02
Rate %	30	30	20



PORTFOLIO AS ON 30TH APRIL 2010

NAME	% TO NAV	NAME	% TO NAV
1 8.23% GOI FCI 2027	72.05	4 6.20% TNSDL 2015	0.01
2 GOI 11.03% 2012	24.58	Total Govt. Securities	98.37
3 0.19% FRB 2015	1.73	Net Current Assets	1.63
		Total Net Assets	100.00



ESCORTS MUTUAL FUND

11, Scindia House, Connaught Place, New Delhi-110001
Tel.:(Direct) 91-11 43587415, 43587420 Fax: 91-11-43587436
Visit us at : www.escortsmutual.com, help@escortsmutual.com

WHERE TO REACH US

Agra: 9837891777, 9897072526, **Ahmedabad:** 602, 6th Floor Sakar 5 Behind Natraj Cinema Ashram Road Ahmedabad-380014 Tel- 079-26582036 . **Allahabad:** 132 B/28, Anant Raj Plaza Complex, Shop-6, MG Rd. Allahabad, Pin:211001 Tel-0532-2424108, **Bangalore.**-Unit No-401 4th Floor No 12 Richmond Tower Richmond Road Bangalore- 560025 Tel- 080-41145216. **Bhopal:** Mob.: 9303460739, **Bhuwaneshwar:** Arihant Plaza, Shop No.6 Ground Floor,B-50, Shaheed Nagar, Bhuwaneshwar (Orissa)-751007, Tel-0674-2540106, **Shakar:**Sector 1C Qr No 178 Bokaro Steel City Jharkhand-827001 Tel-9334171028,9835772583 **Chandigarh:** SCO-50-51,1st Floor Sector-17A Chandigarh-160017, Tel-0172-5078626, **Delhi:**11Scindia House Connaught Place K G Marg, New Delhi-110001 Tel- 43587420, 43587415 **Dehradun:** Shop No. 23, 1st Floor, Rohini Plaza, 11-E,Rajpur Road, Dehradun-248001 Tel.-0135-2650142, **Faridabad:** Post Office, Escorts Nagar, Building, 1st Floor, Near Escorts Plant-1, Main Mathura road, Faridabad, Pin: 121005, Tel- 9999967924, **Gurgaon:**9999967924, **Ghaziabad:** 9999967924, **Indore :**Maroo Business & Communication centre, 570, M G Road, G26-B, City Centre, Indore-452001, Tel.: 07312535406, 9826074499, **Jaipur:** 2nd floor, Kataria Bhawan, M I Road, Jaipur-302001, Tel-0141-2372476, **Jamshedpur:**Kamani Centre Shop No-119 Third Floor Bistupur Jamshedpur-831001 Tel-0657-2321909, **Jodhpur:** Exchange Building Shop No 17-B 18 MezzanineFirst Floor First Chopasani Road Jodhpur-342001, Tel-0291-2652716, **Kanpur** Office No-311 Third Floor Kan Chambers 14/113 Civil Lines Kanpur-208001 Tel-0512-2367927 **Kolkata:**Crescent tower First Floor 229 AJC Bose Road Kolkata-700020 Tel.033-40036013. **Lucknow:** Hall No-6, 2nd Floor, Sky High Chambers,11/5, Park Road, Lucknow-226001, U.P. Tel-0522-3261208, **Mumbai:**Room No 1B -1 Mezzanine Level 20 Raja Bahadur Mansion Ambalal Doshi Marg Hamam Street Behind BSE Fort Mumbai-400023 Tel-022-22626595, **Nagpur:**PMR Business Centre,Office-203, 2nd Floor, Laxmi Bhawan square, Dharmapath, Nagpur, Pin: 440010, Tel-0712-3298041, **Noida:**Tel-9999967924, **Patna:**114-B Ashoka Place Exhibition Road Patna-800001 Tel-0612-2500340, **Pune:** Global Trade Centre, Office No.8, 1/1, Rambaug Colony, LBS road, Navi Peth Pune-411030, Tel-020-24335460, **Siliguri:** Tel-9835066510 **Vadodra:** Siddharth Complex, Office No. 215, 2nd Floor, RC Dutta Road, Vadodra Pin: 390007, Tel-0265-3249118, **Varanasi:**B-21/2A, Chinatown Complex, Kamaksha, Nr. Rathyatra Crossing, Varanasi, Pin: 221010 Tel-0542-2400954.

Disclaimer: Opinions expressed are subject to change without notice. This report is informative only and under no circumstances is to be used or considered as an offer to sell or solicitation of an offer to buy any security. The AMC/Trustees accept no liability whatsoever for any direct or consequential loss arising from any use of this fund fact sheet or further communication given in relation to this fund fact sheet.

Statutory Details: Escorts Mutual Fund has been constituted as Trust under the Indian Trusts Act, 1982 with Escorts Finance Limited as its Sponsor/settler and Escorts Investment Trust Limited as its sole Trustee. Escorts Asset Management Limited has been incorporated under the provisions of the Companies Act, 1956 and has been appointed as the Investment Manager of Escorts Mutual Fund.

Risk Factors: All Mutual Funds and securities investments are subject to market risks and there is no assurance and no guarantee that the Fund's objectives will be achieved. As with any investment in stocks and shares, the Net Asset Value (NAV) of the Units issued under the Scheme can go up or down depending on the factors and forces affecting the capital markets. The names of the schemes do not in any manner indicate either the quality of the schemes or their future prospects of returns. Past performance of the Sponsor/Mutual Fund does not guarantee the future performance of the Schemes of the Mutual Fund. Please read the SID before investing.